


ANNEX 1 - TEST SETUP PHOTOGRAPHS

Plot #1: Radiated Emission Test Setup



ICOM Incorporated
VHF Marine Transceiver, M/N: IC-M412
FCC ID: AFJ305400, IC: 202D-305400

ANNEX 1 - TEST SETUP PHOTOGRAPHS


Plot #2: Radiated Emission Test Setup



ICOM Incorporated
VHF Marine Transceiver, M/N: IC-M412
FCC ID: AFJ305400, IC: 202D-305400

ANNEX 1 - TEST SETUP PHOTOGRAPHS


Plot #2: Radiated Emission Test Setup



ICOM Incorporated
VHF Marine Transceiver, M/N: IC-M412
FCC ID: AFJ305400, IC: 202D-305400

ANNEX 1 - TEST SETUP PHOTOGRAPHS


Plot #3: Radiated Emission Test Setup



ICOM Incorporated
VHF Marine Transceiver, M/N: IC-M412
FCC ID: AFJ305400, IC: 202D-305400

ANNEX 1 - TEST SETUP PHOTOGRAPHS

Plot #4: Radiated Emission Test Setup



ICOM Incorporated
VHF Marine Transceiver, M/N: IC-M412
FCC ID: AFJ305400, IC: 202D-305400