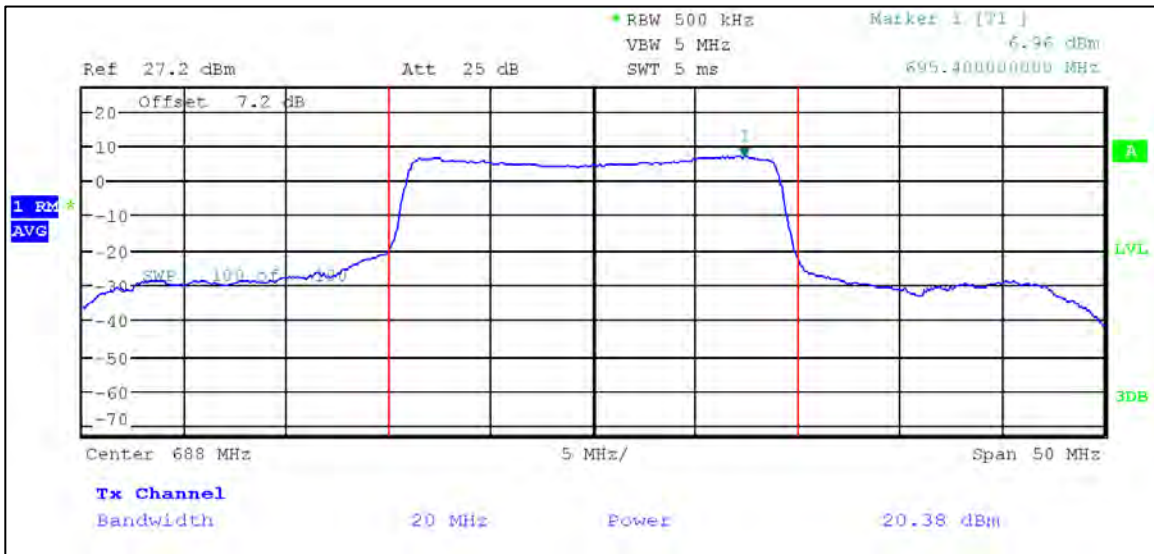
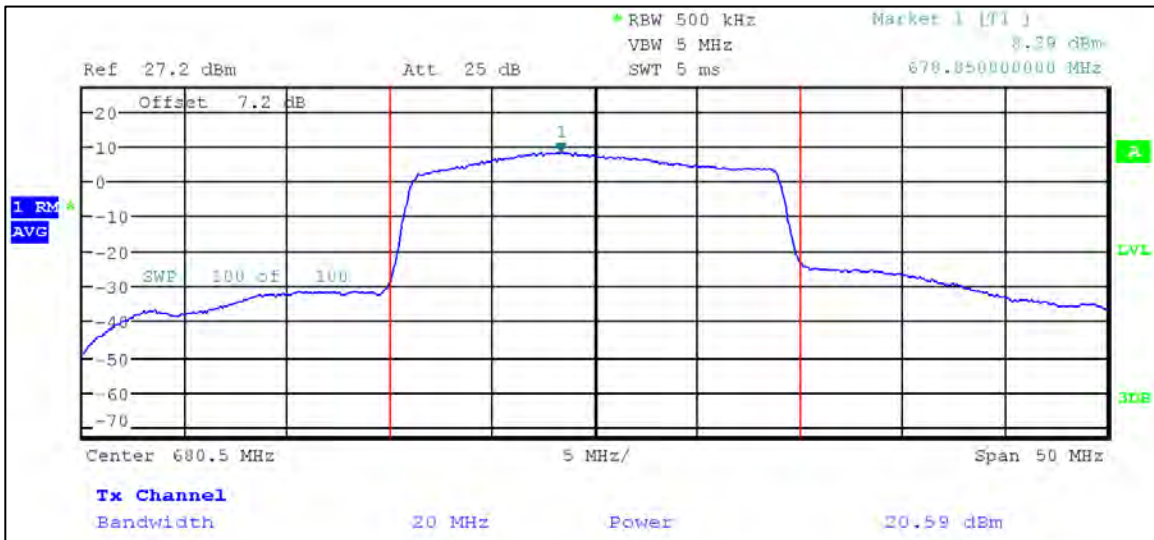
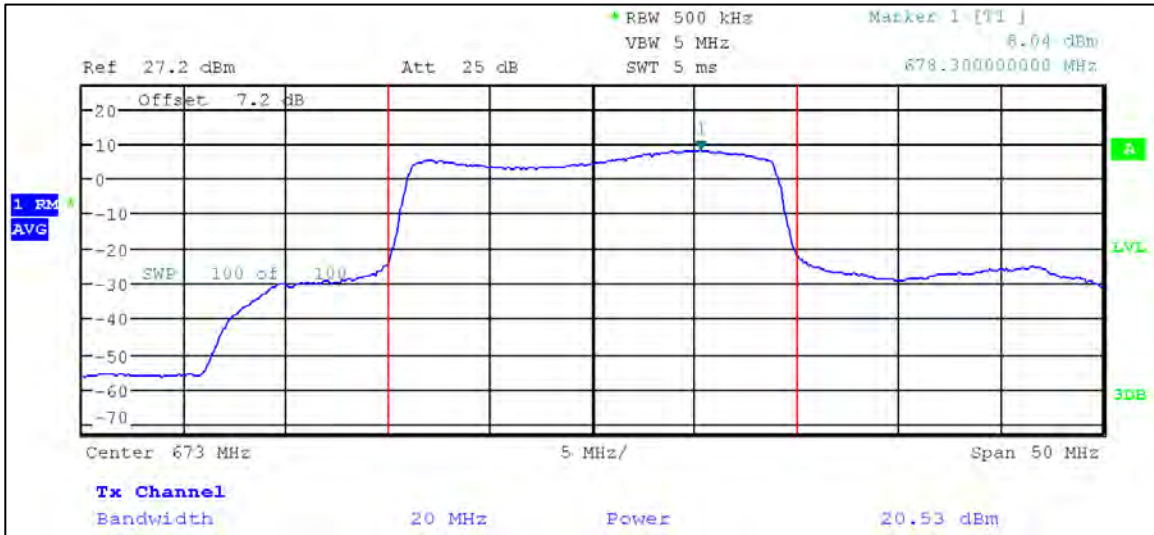
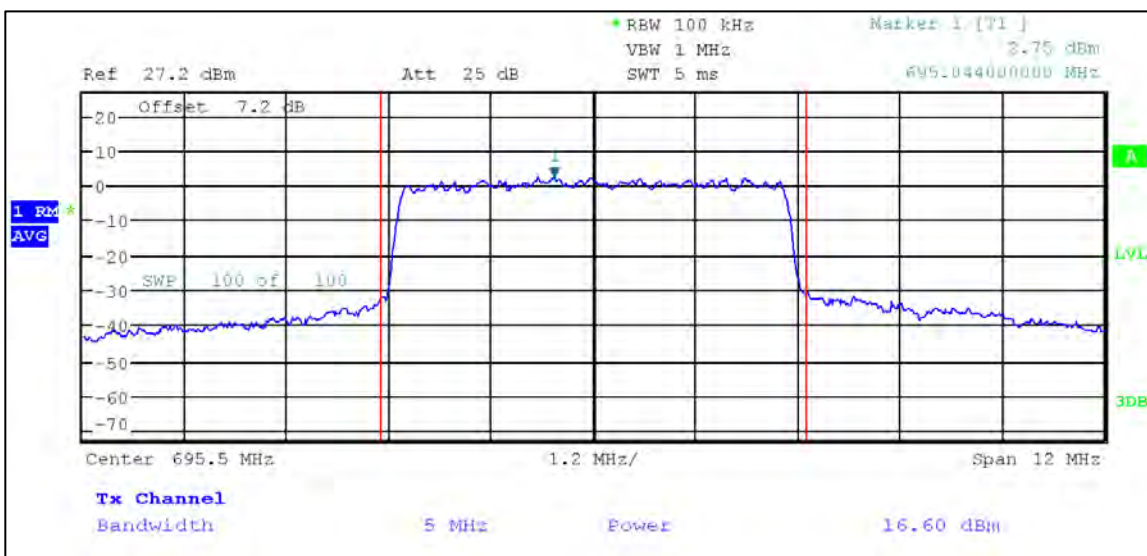
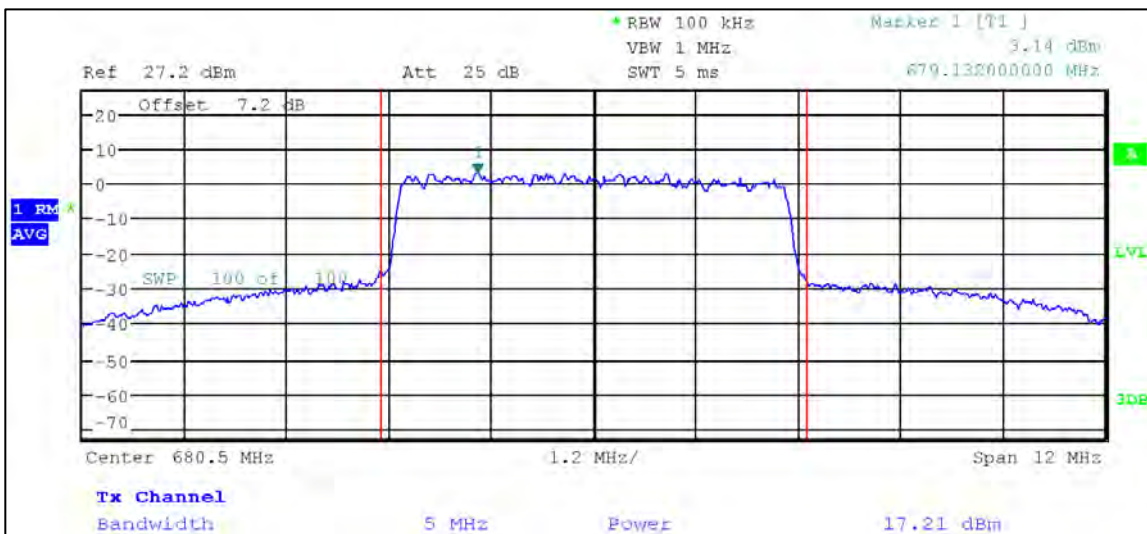
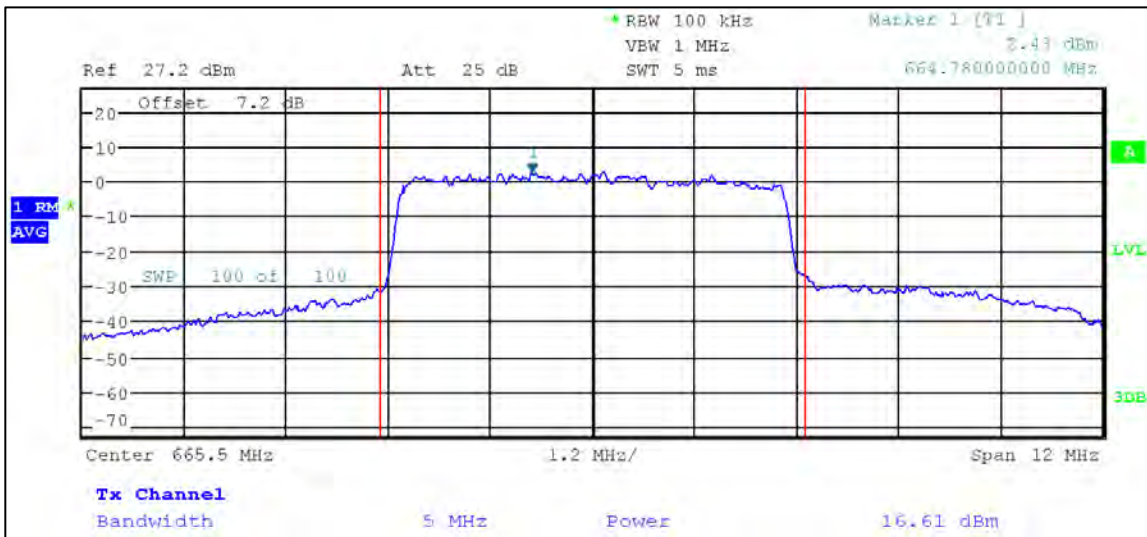


20 MHz Nominal Bandwidth



16QAM

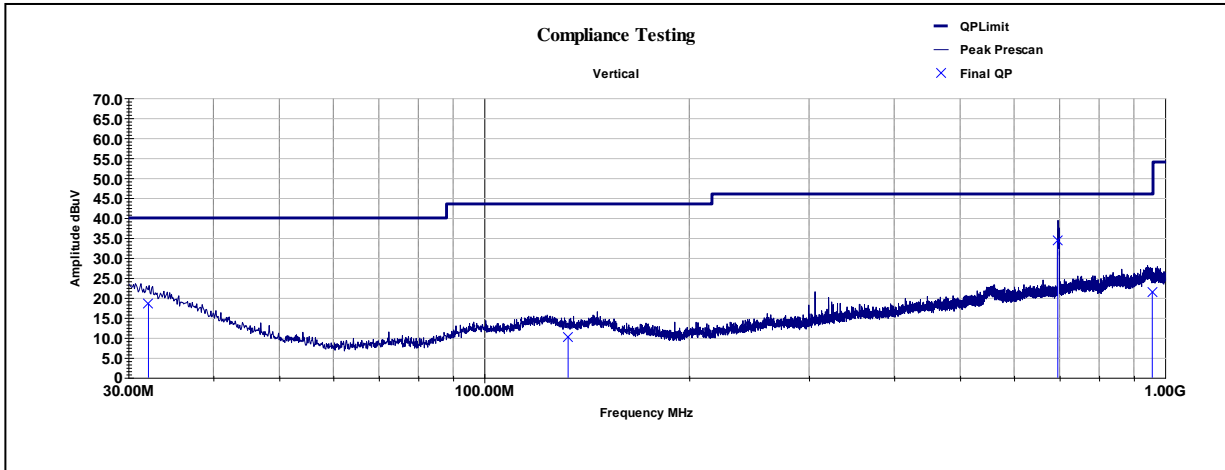
5 MHz Nominal Bandwidth



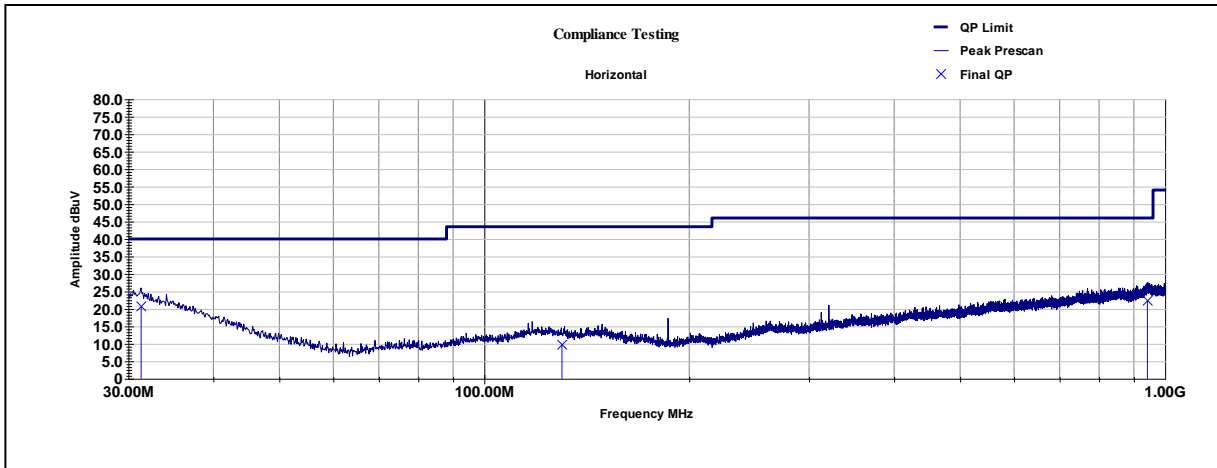
Radiated Spurious Emissions

30-1000 MHz

Band 66 5M Ch 132322

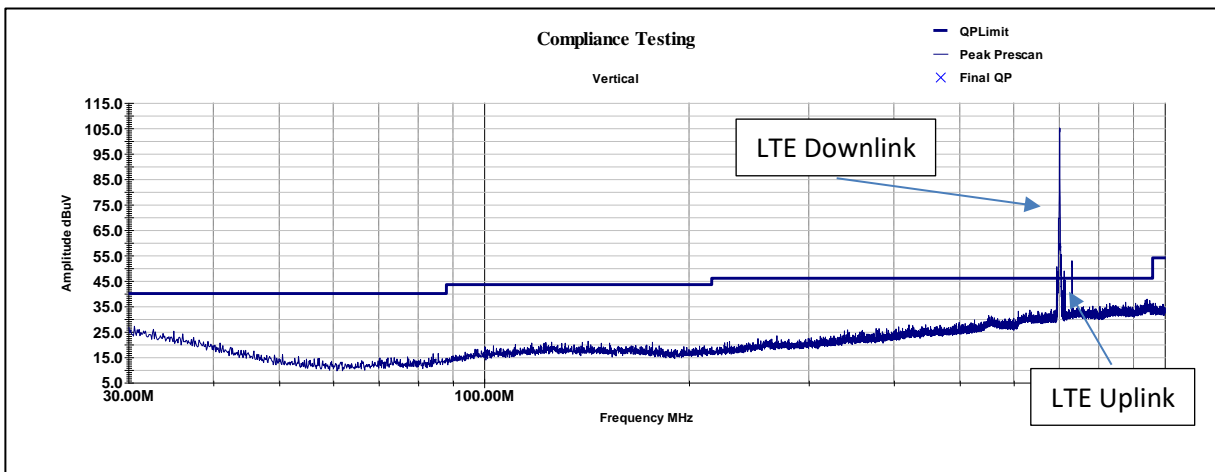


Frequency	Azimuth	Height	Raw QP	Correction	Final QP	Limit	QP Margin
MHz	deg	cm	dBuV	dB	dBuV/m	dBuV/m	dB
32.116	106	100	40.47	-21.95	18.51	40.0	-21.5
132.798	78	379	35.48	-25.27	10.21	43.5	-33.3
695.751	305	100	49.36	-14.96	34.40	46.0	-11.6
957.586	20	100	31.96	-10.44	21.52	46.0	-24.5
Final = Raw + Path Loss							
Margin = Final - Limit							

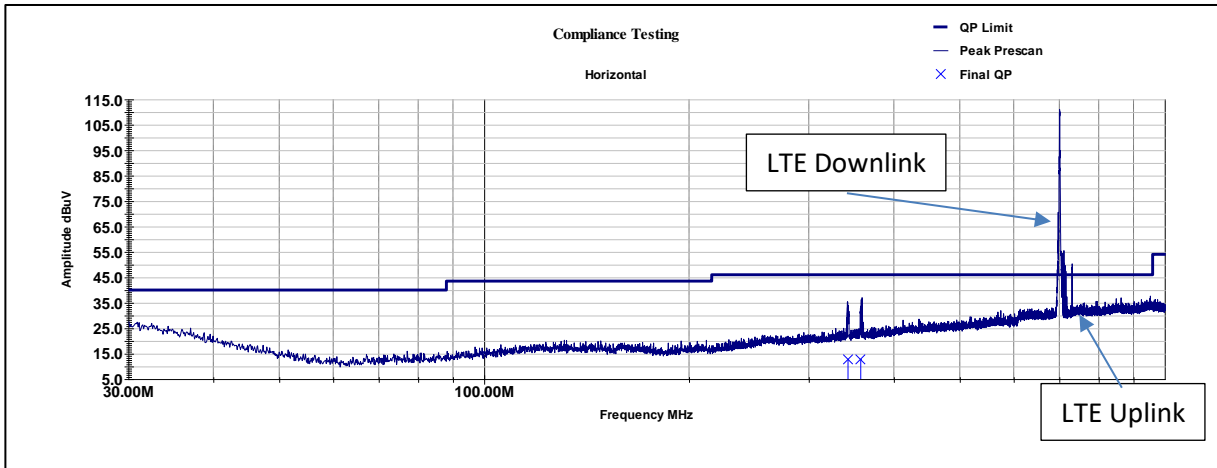


Frequency	Azimuth	Height	Raw QP	Correction	Final QP	Limit	QP Margin
MHz	deg	cm	dBuV	dB	dBuV/m	dBuV/m	dB
31.325	110	325	40.46	-19.89	20.57	40.0	-19.4
130.012	114	309	35.89	-26.18	9.71	43.5	-33.8
942.030	232	386	32.83	-10.59	22.24	46.0	-23.8
Final = Raw + Path Loss							
Margin = Final - Limit							

Band 12 1.4M Ch 23017

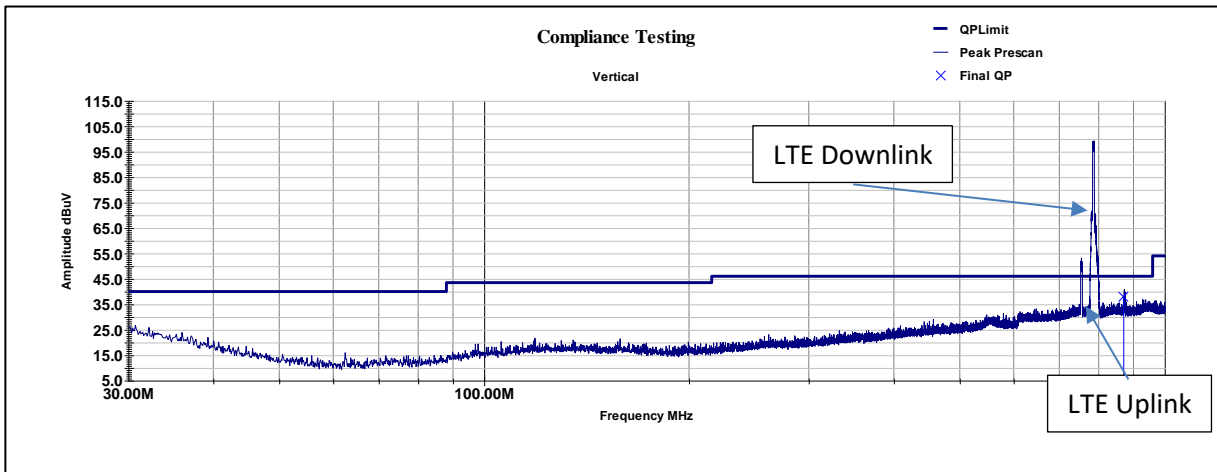


No final vertical measurements

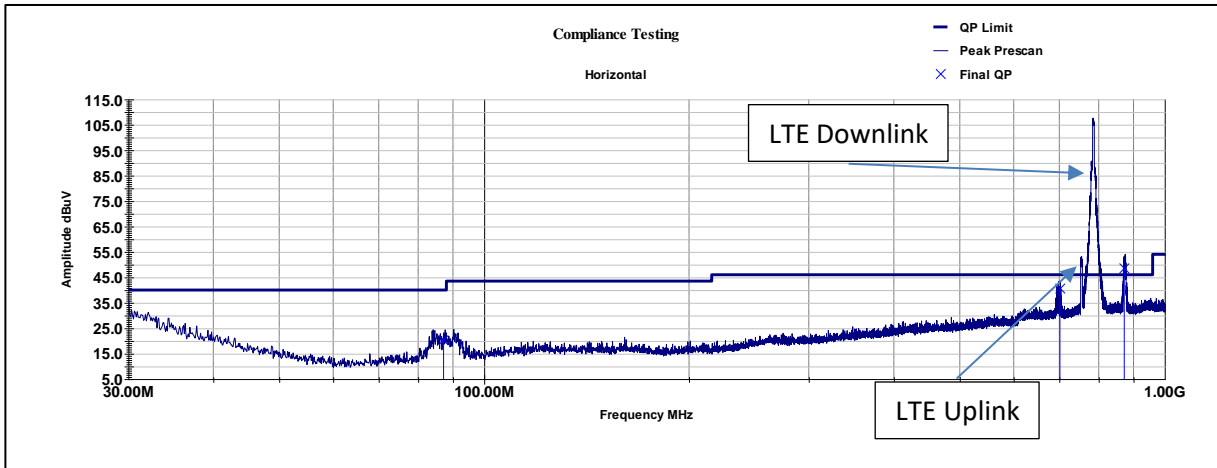


Frequency	Azimuth	Height	Raw QP	Correction	Final QP	Limit	QP Margin
MHz	deg	cm	dBuV	dB	dBuV/m	dBuV/m	dB
342.552	325	100	34.80	-22.04	12.76	46.0	-33.2
357.562	309	156	34.31	-21.38	12.93	46.0	-33.1
Final = Raw + Path Loss							
Margin = Final - Limit							

Band 13 5M Ch 23255



Frequency	Azimuth	Height	Raw QP	Correction	Final QP	Limit	QP Margin
MHz	deg	cm	dBuV	dB	dBuV/m	dBuV/m	dB
870.538	178	320	50.11	-12.08	38.04	46.0	-8.0
Final = Raw + Path Loss							
Margin = Final - Limit							

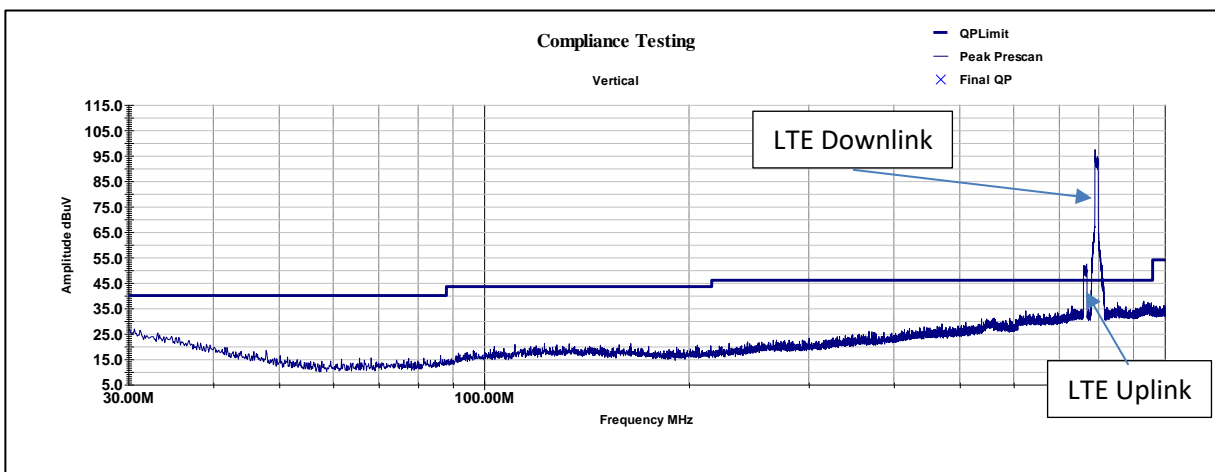


Frequency	Azimuth	Height	Raw QP	Correction	Final QP	Limit	QP Margin
MHz	deg	cm	dBuV	dB	dBuV/m	dBuV/m	dB
87.182	281	211	50.67	-30.28	20.39	40.0	-19.6
701.430	292	100	55.57	-14.86	40.70	46.0	-5.3
872.007	304	105	60.72	-12.19	48.53	46.0	2.5*
Final = Raw + Path Loss							
Margin = Final - Limit							

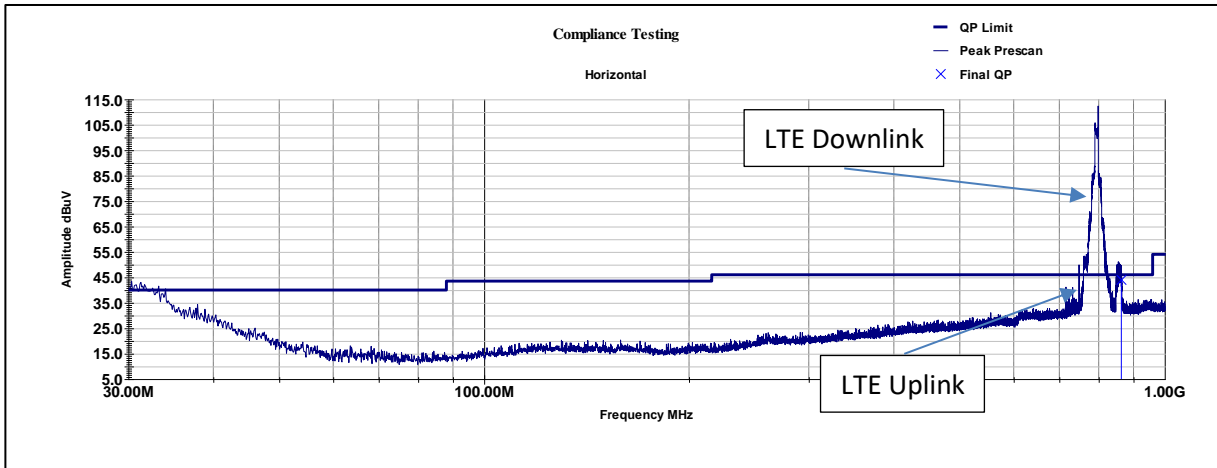
*872 MHz is outside a 15.209 restricted band, and meets the LTE -13 dBm requirement as shown below:

Frequency	Azimuth	Height	Raw QP	Path Loss	Conversion	Final QP	Limit	QP Margin
MHz	deg	cm	dBuV	dB	dB	dBm	dBuV/m	dB
872.007	304	105	60.72	-12.19	-95.3	-46.77	-13.0	-33.8
Final = Raw + Path Loss + Conversion								
Margin = Final - Limit								

Band 14 10M Ch 23330

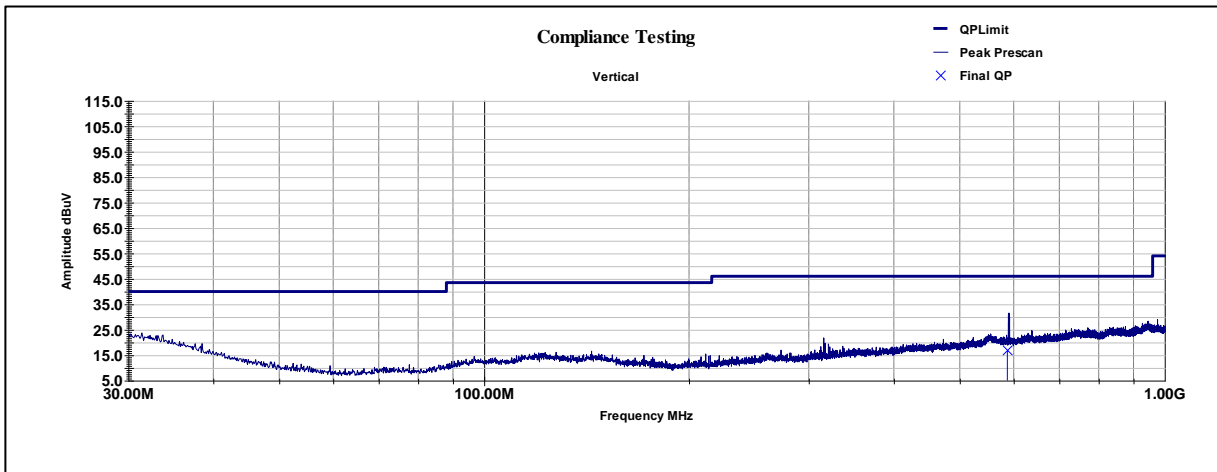


No final vertical measurements

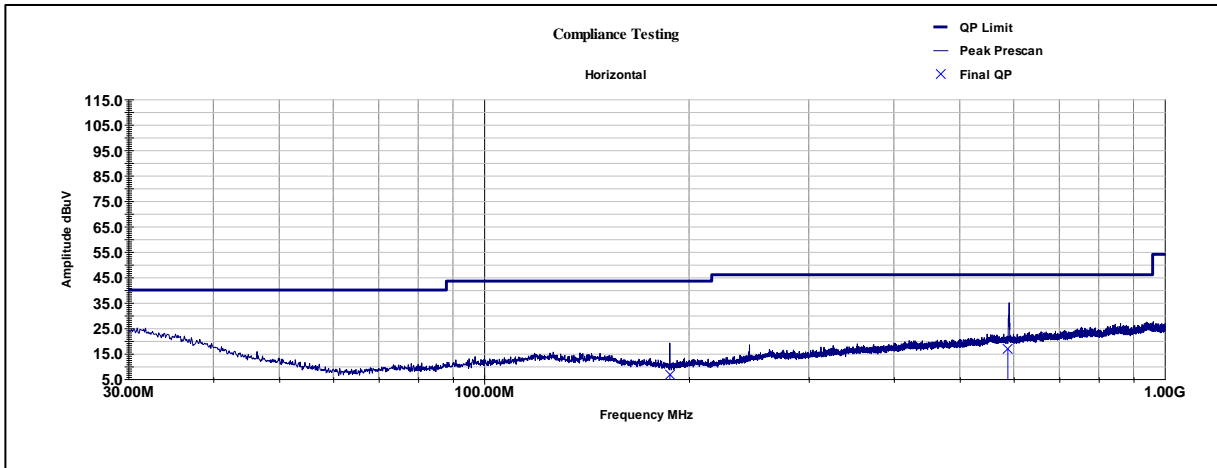


Frequency	Azimuth	Height	Raw QP	Correction	Final QP	Limit	QP Margin
MHz	deg	cm	dBuV	dB	dBuV/m	dBuV/m	dB
863.42	275	109	56.23	-12.13	44.10	46	-1.9
Final = Raw + Path Loss							
Margin = Final - Limit							

Band 25 3M Ch 26055

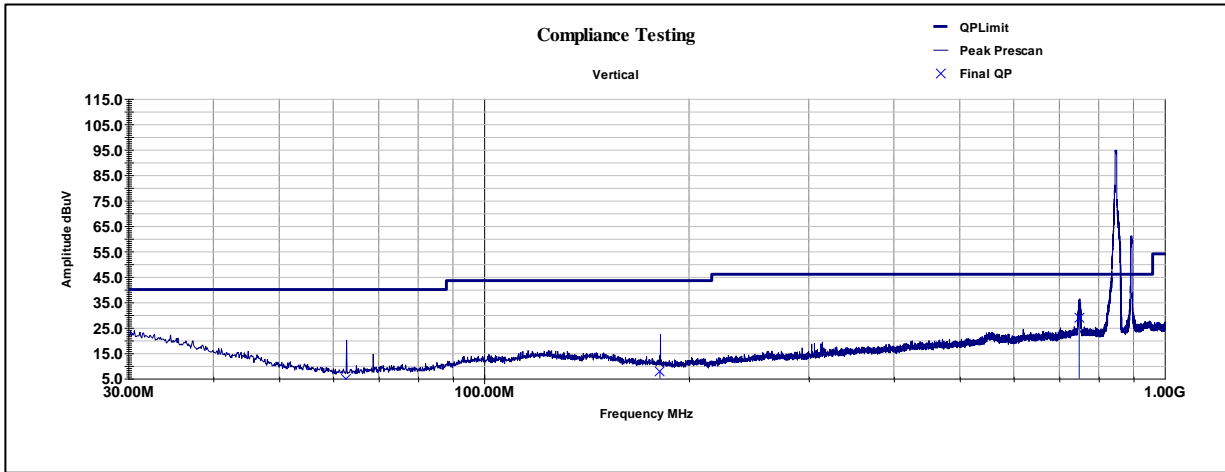


Frequency	Azimuth	Height	Raw QP	Correction	Final QP	Limit	QP Margin
MHz	deg	cm	dBuV	dB	dBuV/m	dBuV/m	dB
587.298	293	342	33.31	-16.53	16.78	46.0	-29.2
Final = Raw + Path Loss							
Margin = Final - Limit							

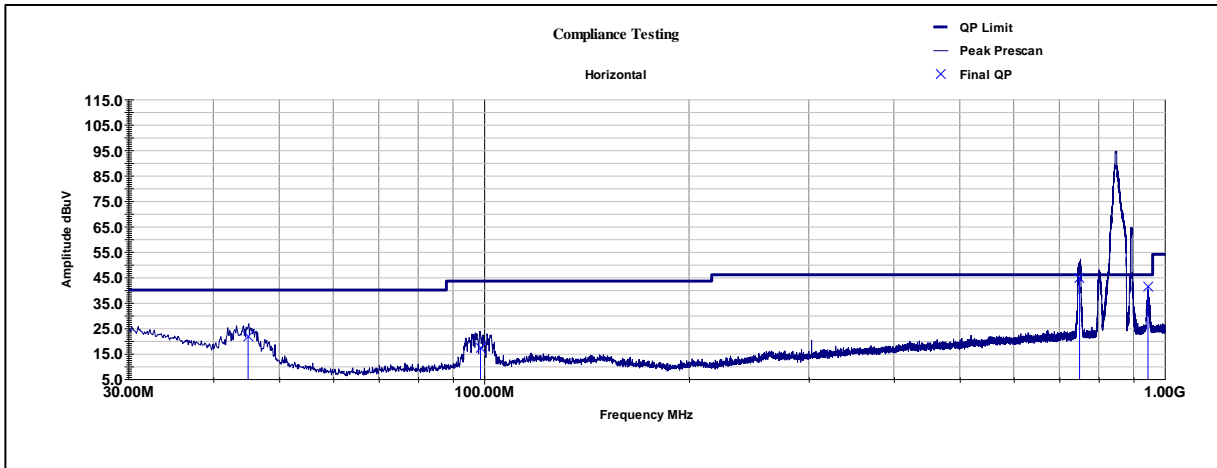


Frequency	Azimuth	Height	Raw QP	Correction	Final QP	Limit	QP Margin
MHz	deg	cm	dBuV	dB	dBuV/m	dBuV/m	dB
187.490	137	293	35.28	-28.51	6.77	43.5	-36.7
588.173	285	310	33.30	-16.34	16.96	46.0	-29.0
Final = Raw + Path Loss							
Margin = Final - Limit							

Band 26 5M Ch 27015

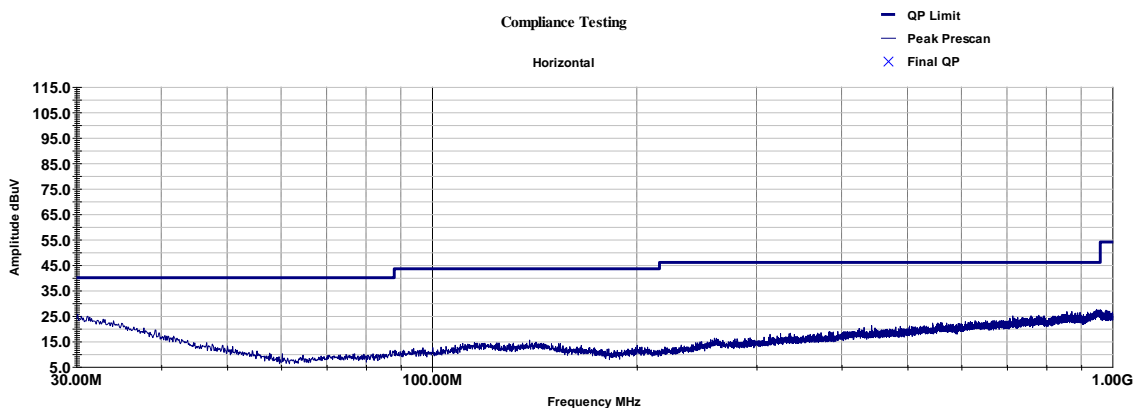
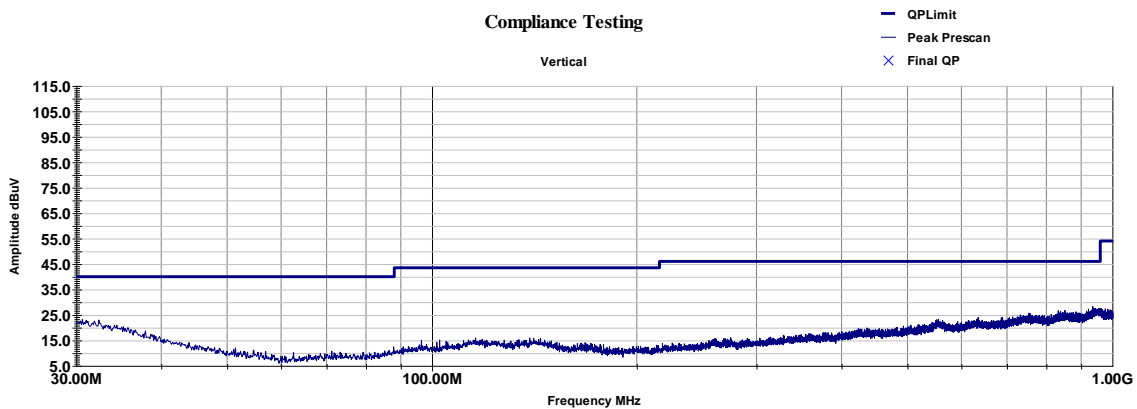


Frequency	Azimuth	Height	Raw QP	Correction	Final QP	Limit	QP Margin
MHz	deg	cm	dBuV	dB	dBuV/m	dBuV/m	dB
62.681	48	100	37.62	-32.88	4.74	40.0	-35.3
181.260	94	372	35.68	-27.94	7.74	43.5	-35.8
748.910	216	325	42.16	-13.08	29.08	46.0	-16.9
Final = Raw + Path Loss							
Margin = Final - Limit							

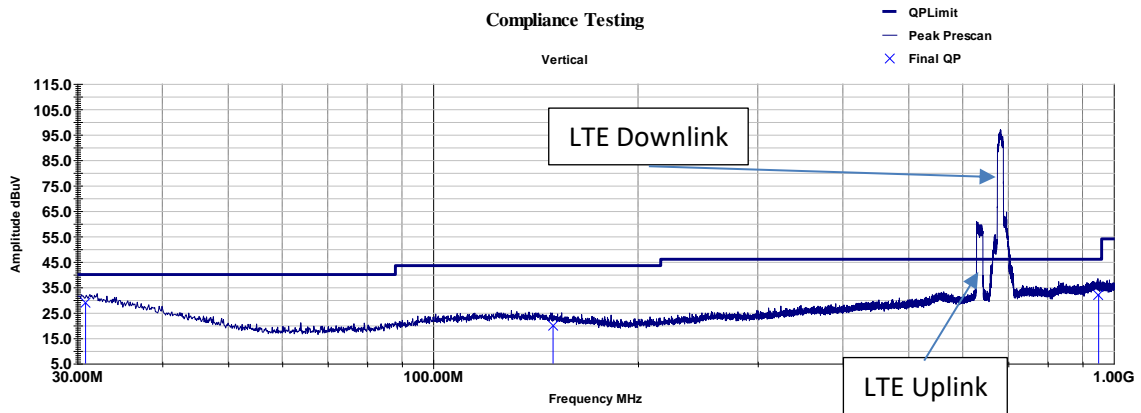


Frequency	Azimuth	Height	Raw QP	Correction	Final QP	Limit	QP Margin
MHz	deg	cm	dBuV	dB	dBuV/m	dBuV/m	dB
45.000	203	141	49.03	-27.33	21.70	40.0	-18.3
98.786	247	325	46.22	-28.81	17.41	43.5	-26.1
749.783	262	325	58.43	-13.58	44.85	46.0	-1.1
945.052	244	183	51.71	-10.48	41.23	46.0	-4.8
Final = Raw + Path Loss							
Margin = Final - Limit							

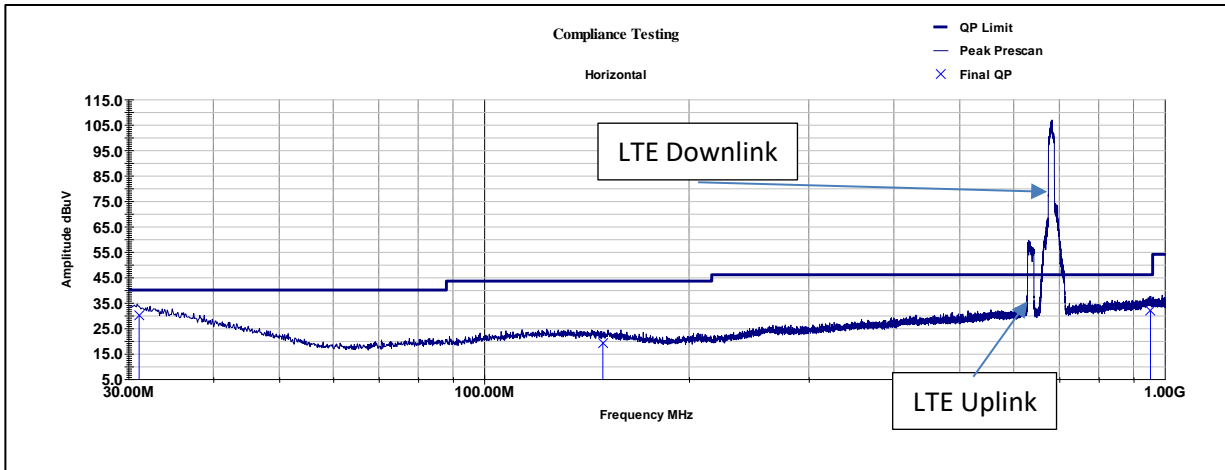
Band 41 20M Ch 39750



Band 71 15M Ch 133297



Frequency	Azimuth	Height	Raw QP	Correction	Final QP	Limit	QP Margin
MHz	deg	cm	dBuV	dB	dBuV/m	dBuV/m	dB
30.857	84	207	40.07	-11.31	28.76	40.0	-11.2
150.054	56	100	35.92	-16.08	19.84	43.5	-23.7
950.466	129	240	32.27	-0.17	32.10	46.0	-13.9
Final = Raw + Path Loss							
Margin = Final - Limit							

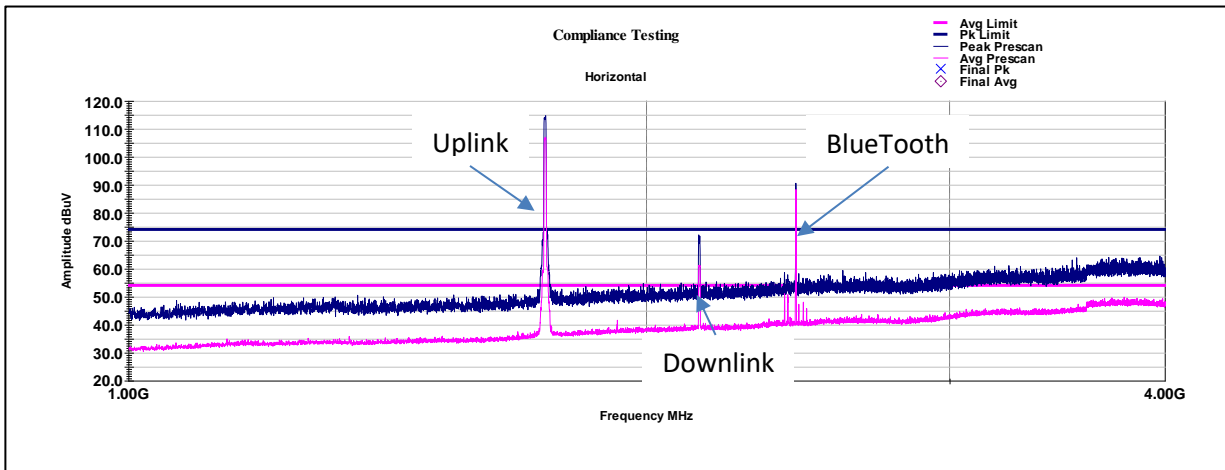
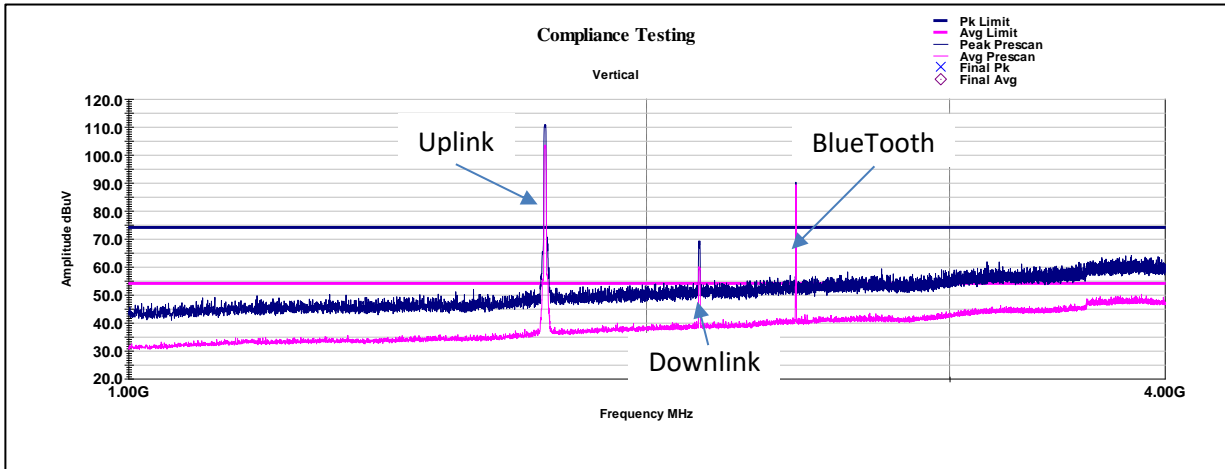


Frequency	Azimuth	Height	Raw QP	Correction	Final QP	Limit	QP Margin
MHz	deg	cm	dBuV	dB	dBuV/m	dBuV/m	dB
31.118	58	129	39.73	-9.77	29.97	40.0	-10.0
149.441	0	380	35.78	-16.48	19.30	43.5	-24.2
953.135	0	138	32.25	-0.39	31.86	46.0	-14.1
Final = Raw + Path Loss							
Margin = Final - Limit							

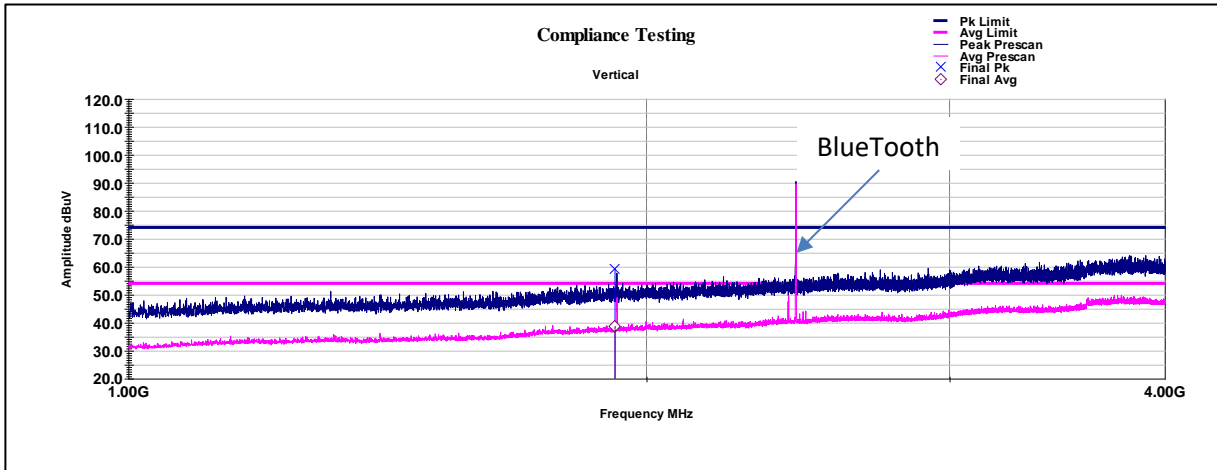
1-4 GHz

Band 66 5M BW Ch 132322

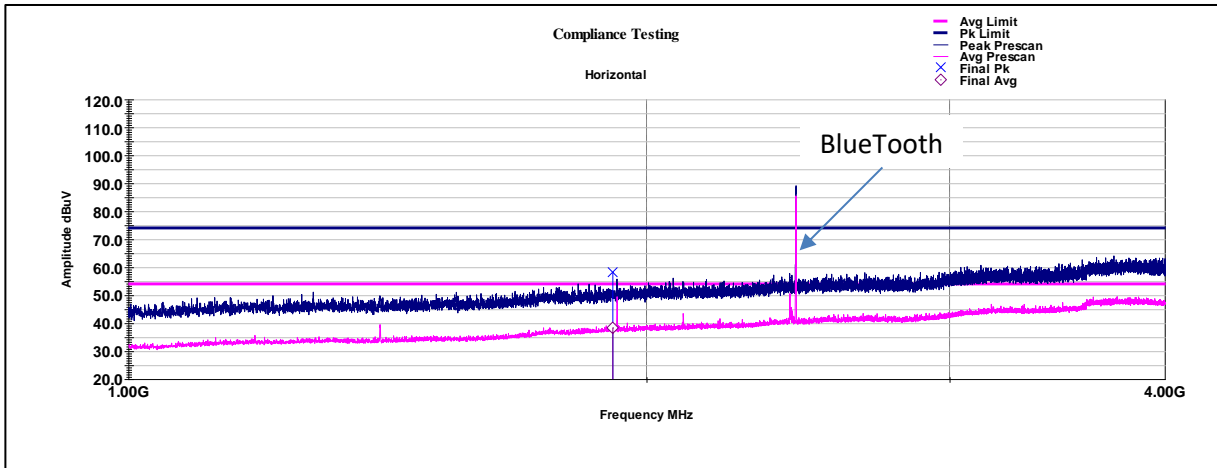
In the 1-4 GHz Region the fundamental transmissions have been identified, but are beyond the scope of this test.



Band 12 1.4M BW Ch 23017

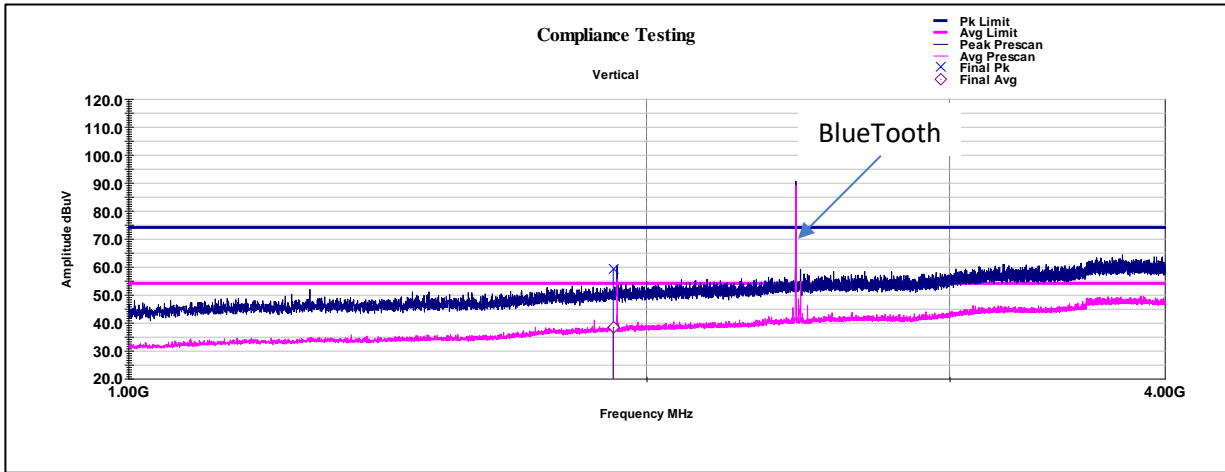


Frequency	Azimuth	Height	Raw Pk	Raw Avg	Correction	Final Pk	Pk Limit	Pk Margin	Final Avg	Avg Limit	Avg Margin
MHz	deg	cm	dBuV	dBuV	dB	dBuV/m	dBuV/m	dB	dBuV/m	dBuV/m	dB
1917.677	279.00	255.00	26.67	6.03	32.61	59.28	74.00	-14.72	38.64	53.98	-15.34
Final = Raw + Path Loss											
Margin = Final - Limit											

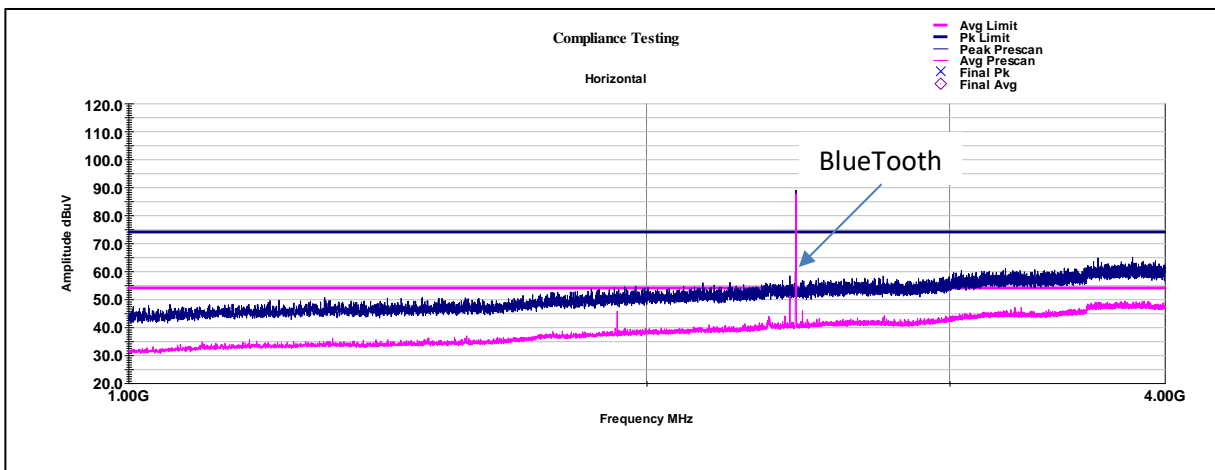


Frequency	Azimuth	Height	Raw Pk	Raw Avg	Correction	Final Pk	Pk Limit	Pk Margin	Final Avg	Avg Limit	Avg Margin
MHz	deg	cm	dBuV	dBuV	dB	dBuV/m	dBuV/m	dB	dBuV/m	dBuV/m	dB
1912.11	286.00	115.00	25.58	5.84	32.56	58.14	74.00	-15.86	38.40	53.98	-15.58
Final = Raw + Path Loss											
Margin = Final - Limit											

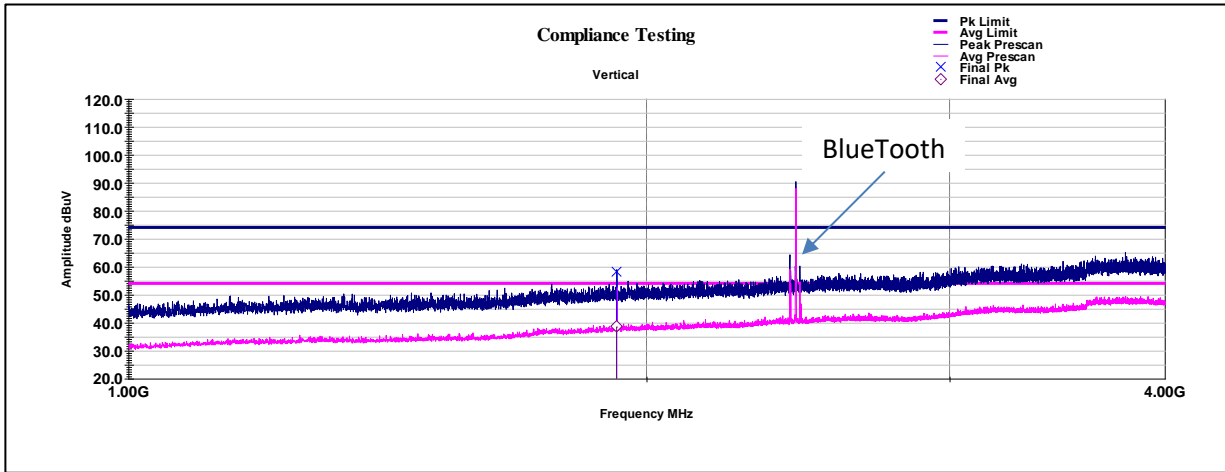
Band 13 5M BW Ch 23255



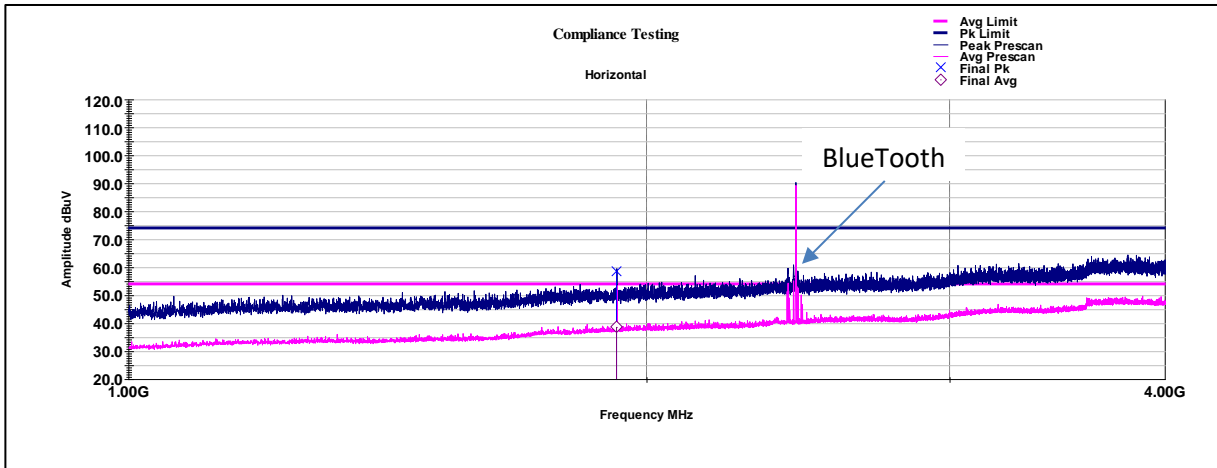
Frequency	Azimuth	Height	Raw Pk	Raw Avg	Correction	Final Pk	Pk Limit	Pk Margin	Final Avg	Avg Limit	Avg Margin
MHz	deg	cm	dBuV	dBuV	dB	dBuV/m	dBuV/m	dB	dBuV/m	dBuV/m	dB
1912.954	297.00	325.00	26.52	5.87	32.57	59.09	74.00	-14.92	38.44	53.98	-15.54
Final = Raw + Path Loss											
Margin = Final - Limit											



Band 14 10M BW Ch 23330

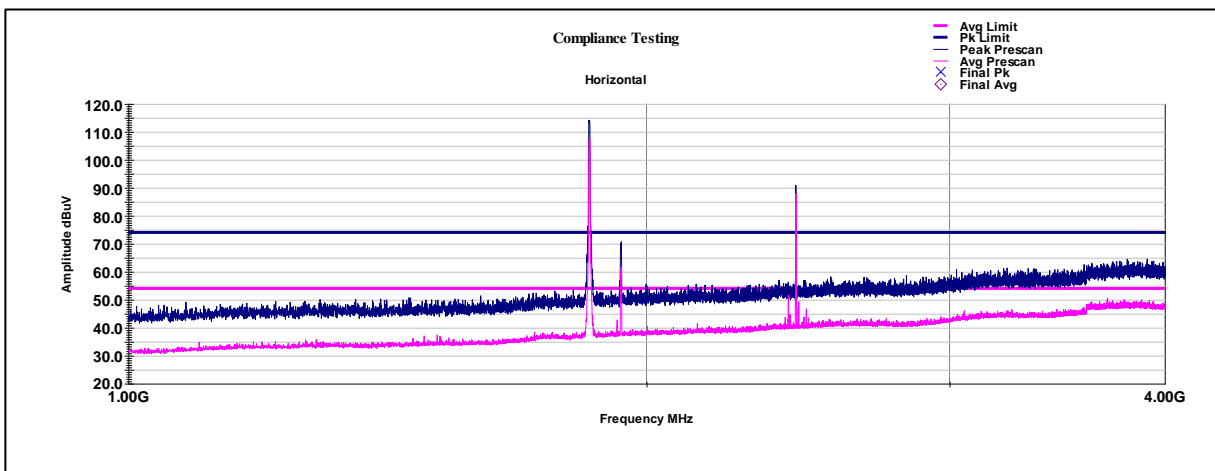
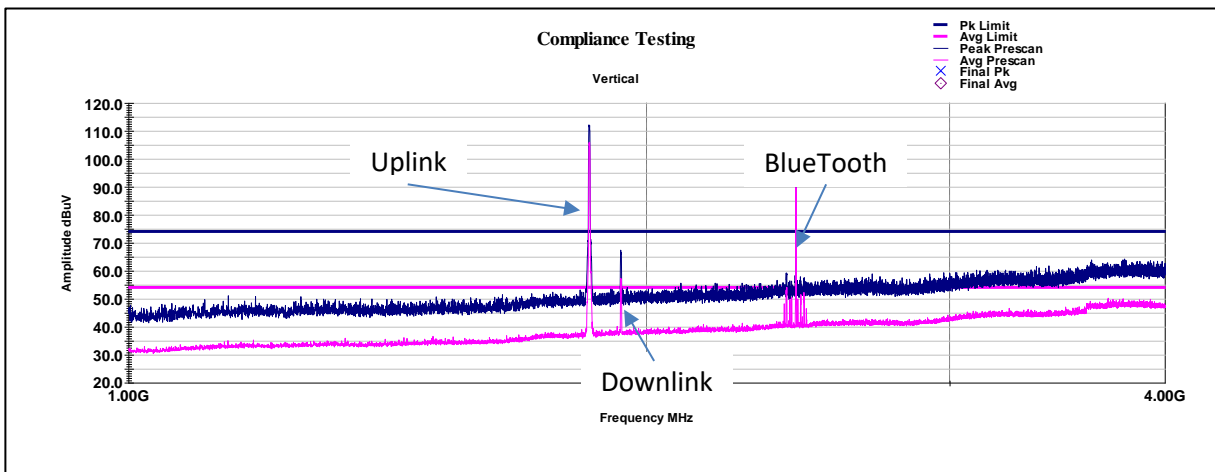


Frequency	Azimuth	Height	Raw Pk	Raw Avg	Correction	Final Pk	Pk Limit	Pk Margin	Final Avg	Avg Limit	Avg Margin
MHz	deg	cm	dBuV	dBuV	dB	dBuV/m	dBuV/m	dB	dBuV/m	dBuV/m	dB
1921.736	109.00	126.00	25.69	5.91	32.63	58.31	74.00	-15.69	38.54	53.98	-15.44
Final = Raw + Path Loss											
Margin = Final - Limit											

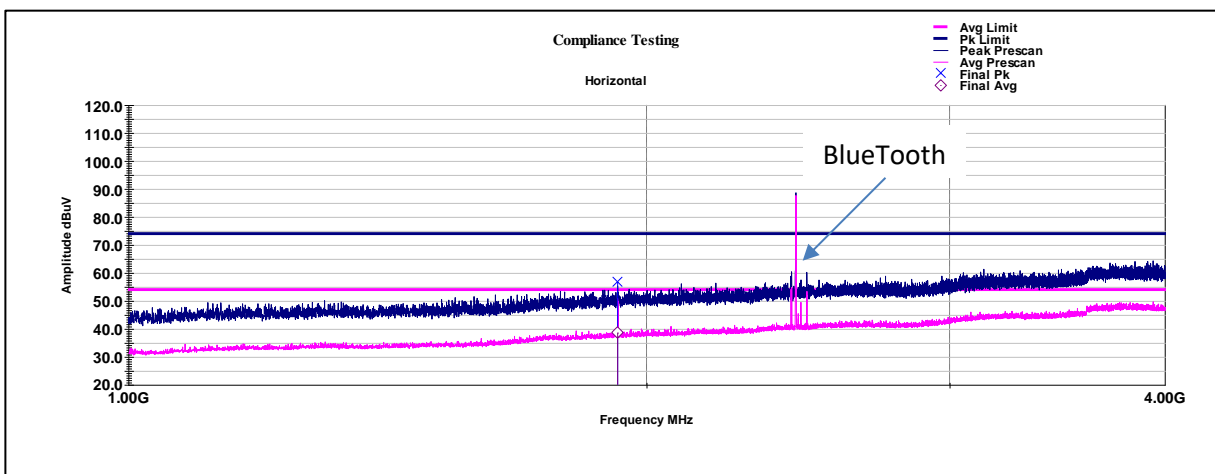
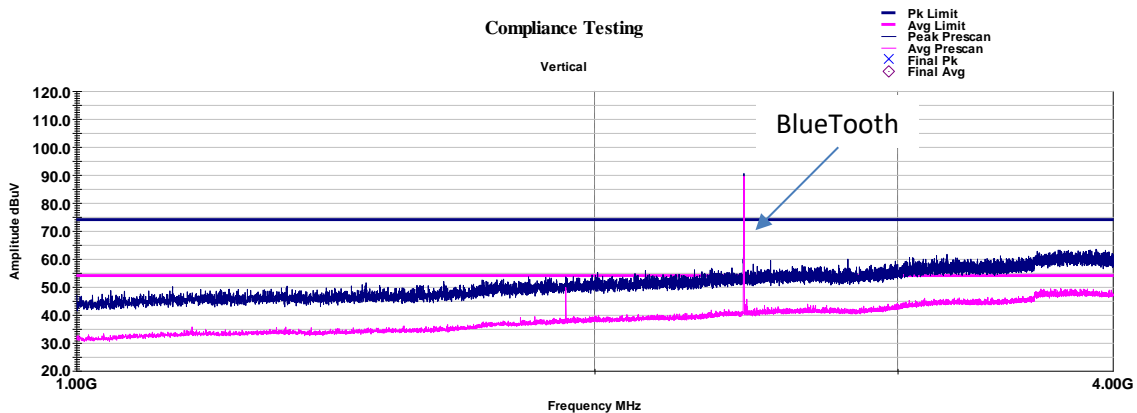


Frequency	Azimuth	Height	Raw Pk	Raw Avg	Correction	Final Pk	Pk Limit	Pk Margin	Final Avg	Avg Limit	Avg Margin
MHz	deg	cm	dBuV	dBuV	dB	dBuV/m	dBuV/m	dB	dBuV/m	dBuV/m	dB
1921.324	120.00	141.00	25.75	5.99	32.63	58.38	74.00	-15.62	38.62	53.98	-15.36
Final = Raw + Path Loss											
Margin = Final - Limit											

Band 25 3M BW Ch 26055

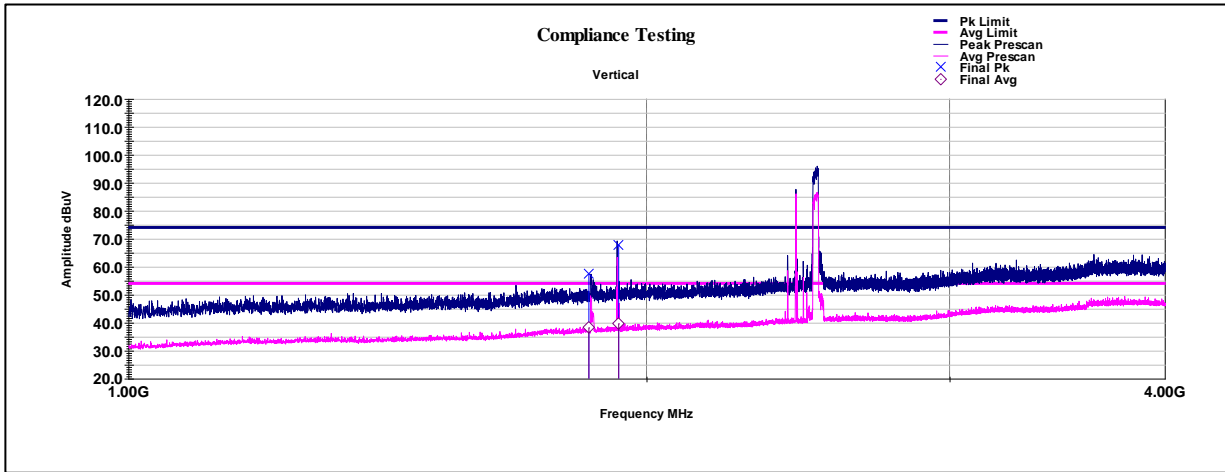


Band 26 5M BW Ch 27015

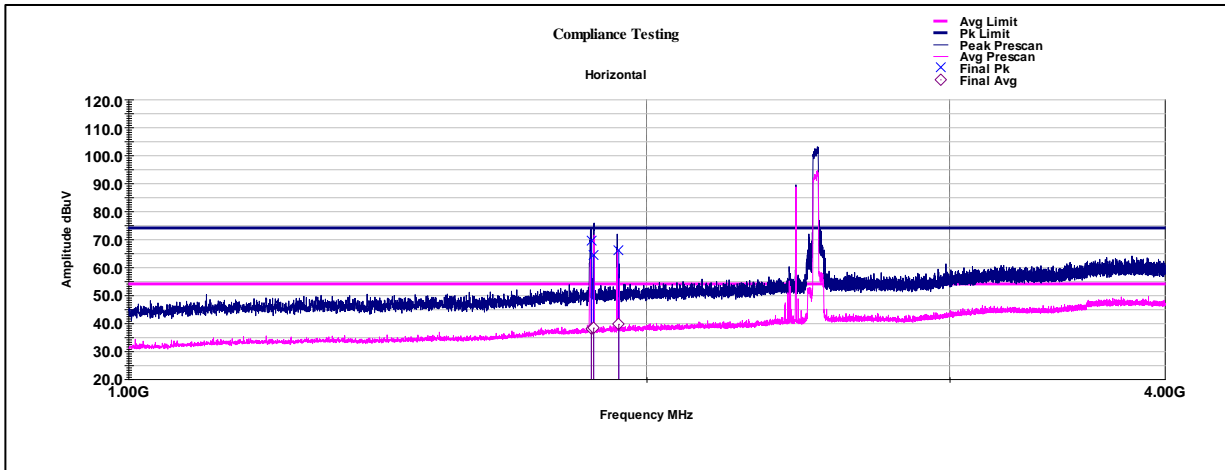


Frequency	Azimuth	Height	Raw Pk	Raw Avg	Correction	Final Pk	Pk Limit	Pk Margin	Final Avg	Avg Limit	Avg Margin
MHz	deg	cm	dBuV	dBuV	dB	dBuV/m	dBuV/m	dB	dBuV/m	dBuV/m	dB
1924.279	242.00	100.00	24.12	5.99	32.62	56.74	74.00	-17.26	38.61	53.98	-15.37
Final = Raw + Path Loss											
Margin = Final - Limit											

Band 41 20M BW Ch 39750

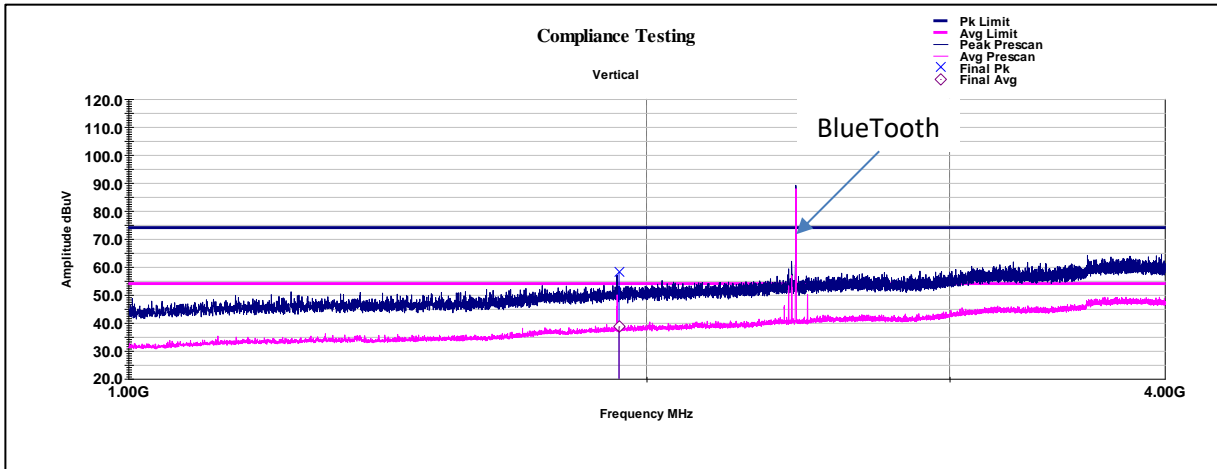


Frequency	Azimuth	Height	Raw Pk	Raw Avg	Correction	Final Pk	Pk Limit	Pk Margin	Final Avg	Avg Limit	Avg Margin
MHz	deg	cm	dBuV	dBuV	dB	dBuV/m	dBuV/m	dB	dBuV/m	dBuV/m	dB
1851.53	0.00	337.00	25.12	5.94	32.31	57.40	74.00	-16.60	38.20	54	-15.70
1926.877	91.00	114.00	35.16	7.09	32.62	67.80	74.00	-6.20	39.70	54	-14.30
Final = Raw + Path Loss											
Margin = Final - Limit											

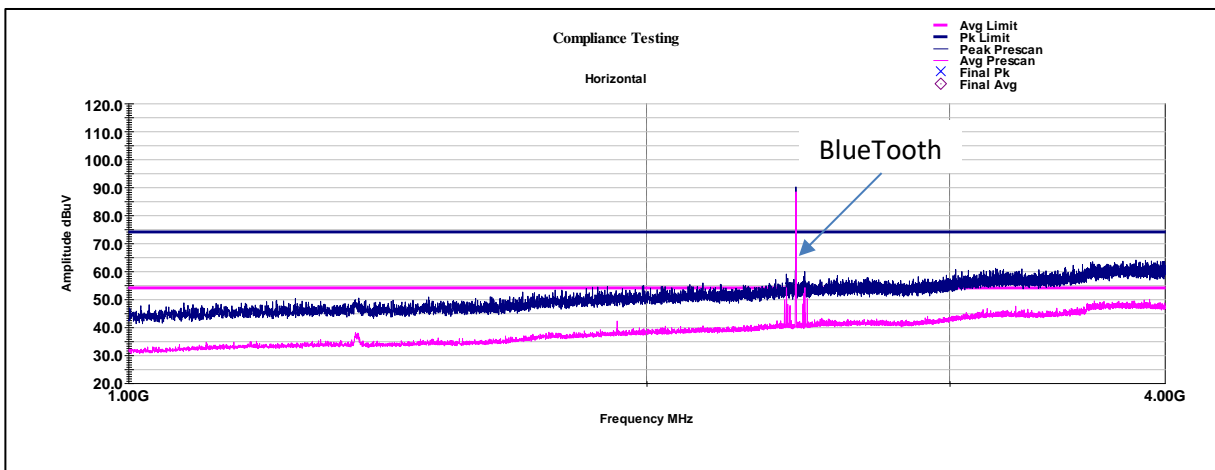


Frequency	Azimuth	Height	Raw Pk	Raw Avg	Correction	Final Pk	Pk Limit	Pk Margin	Final Avg	Avg Limit	Avg Margin
MHz	deg	cm	dBuV	dBuV	dB	dBuV/m	dBuV/m	dB	dBuV/m	dBuV/m	dB
1857.99	334.00	279.00	37.03	5.77	32.38	69.40	74.00	-4.60	38.10	54	-15.80
1863.578	167.00	109.00	31.96	5.98	32.36	64.30	74.00	-9.70	38.30	54	-15.60
1927.171	204.00	175.00	33.39	7.11	32.62	66.00	74.00	-8.00	39.70	54	-14.20
Final = Raw + Path Loss											
Margin = Final - Limit											

Band 71 15M BW Ch 133297

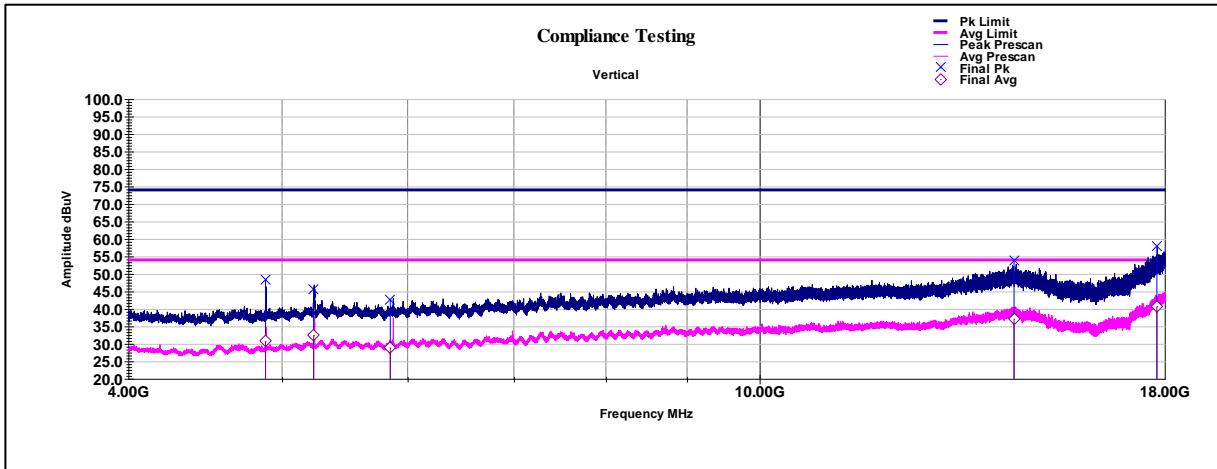


Frequency	Azimuth	Height	Raw Pk	Raw Avg	Correction	Final Pk	Pk Limit	Pk Margin	Final Avg	Avg Limit	Avg Margin
MHz	deg	cm	dBuV	dBuV	dB	dBuV/m	dBuV/m	dB	dBuV/m	dBuV/m	dB
1928.033	146.00	395.00	25.46	6.06	32.62	58.08	74.00	-15.92	38.68	53.98	-15.30
Final = Raw + Path Loss											
Margin = Final - Limit											

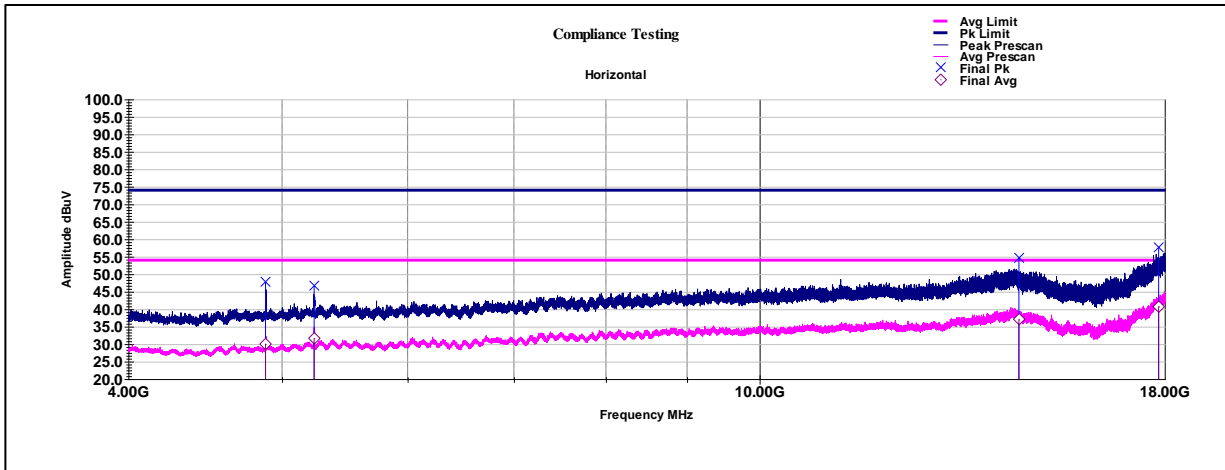


4-18 GHz

Band 66 5M BW Ch 132322

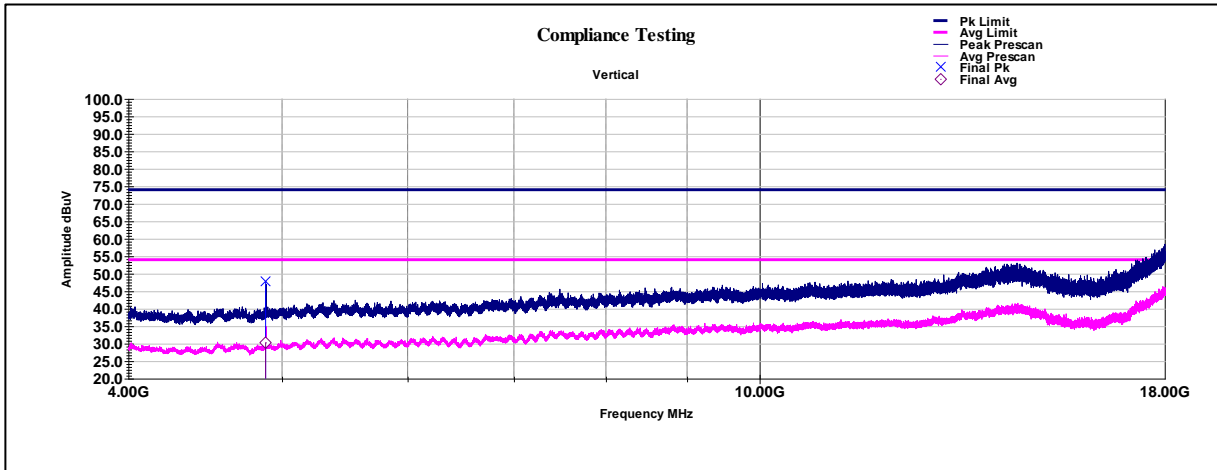


Frequency	Azimuth	Height	Raw Pk	Raw Avg	Correction	Final Pk	Pk Limit	Pk Margin	Final Avg	Avg Limit	Avg Margin
MHz	deg	cm	dBuV	dBuV	dB	dBuV/m	dBuV/m	dB	dBuV/m	dBuV/m	dB
4881.983	350.00	175.00	53.74	35.96	-5.26	48.48	74.00	-25.52	30.70	53.98	-23.28
5234.959	15.00	293.00	49.76	36.45	-4.01	45.75	74.00	-28.25	32.44	53.98	-21.54
5850.585	346.00	325.00	45.72	31.98	-3.06	42.66	74.00	-31.34	28.92	53.98	-25.06
14464.386	321.00	325.00	39.41	22.64	14.49	53.91	74.00	-20.09	37.14	53.98	-16.84
17796.28	83.00	147.00	37.67	20.54	20.19	57.86	74.00	-16.14	40.73	53.98	-13.25
Final = Raw + Path Loss											
Margin = Final - Limit											

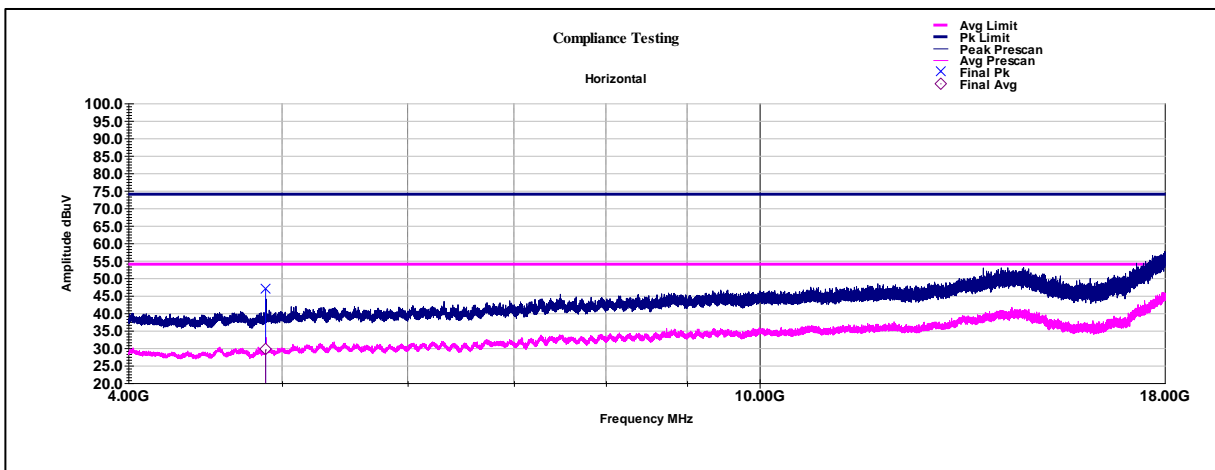


Frequency	Azimuth	Height	Raw Pk	Raw Avg	Correction	Final Pk	Pk Limit	Pk Margin	Final Avg	Avg Limit	Avg Margin
MHz	deg	cm	dBuV	dBuV	dB	dBuV/m	dBuV/m	dB	dBuV/m	dBuV/m	dB
4881.973	0.00	400.00	52.99	35.33	-5.26	47.72	74.00	-26.28	30.07	53.98	-23.91
5238.518	195.00	400.00	50.61	35.66	-4.00	46.61	74.00	-27.39	31.66	53.98	-22.32
14566.338	38.00	400.00	40.06	22.51	14.57	54.63	74.00	-19.37	37.08	53.98	-16.90
17843.19	107.00	295.00	37.36	20.44	20.36	57.72	74.00	-16.28	40.81	53.98	-13.17
Final = Raw + Path Loss											
Margin = Final - Limit											

Band 12 1.4M BW Ch 23017

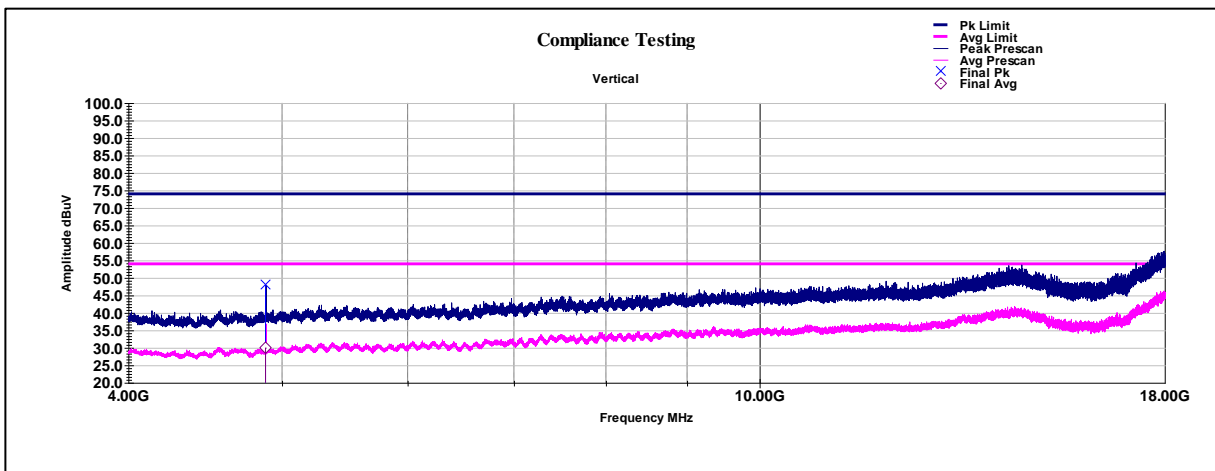


Frequency	Azimuth	Height	Raw Pk	Raw Avg	Correction	Final Pk	Pk Limit	Pk Margin	Final Avg	Avg Limit	Avg Margin
MHz	deg	cm	dBuV	dBuV	dB	dBuV/m	dBuV/m	dB	dBuV/m	dBuV/m	dB
4882.238	0.00	325.00	53.01	35.61	-5.26	47.75	74.00	-26.25	30.35	53.98	-23.63
Final = Raw + Path Loss											
Margin = Final - Limit											

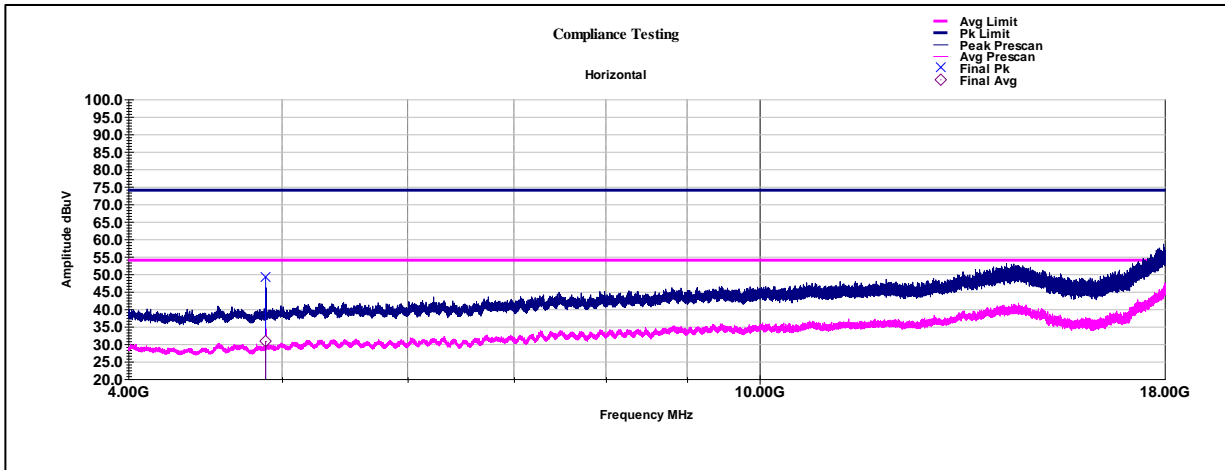


Frequency	Azimuth	Height	Raw Pk	Raw Avg	Correction	Final Pk	Pk Limit	Pk Margin	Final Avg	Avg Limit	Avg Margin
MHz	deg	cm	dBuV	dBuV	dB	dBuV/m	dBuV/m	dB	dBuV/m	dBuV/m	dB
4882.116	171.00	400.00	52.19	34.85	-5.26	46.93	74.00	-27.07	29.59	53.98	-24.39
Final = Raw + Path Loss											
Margin = Final - Limit											

Band 13 5M BW Ch 23255

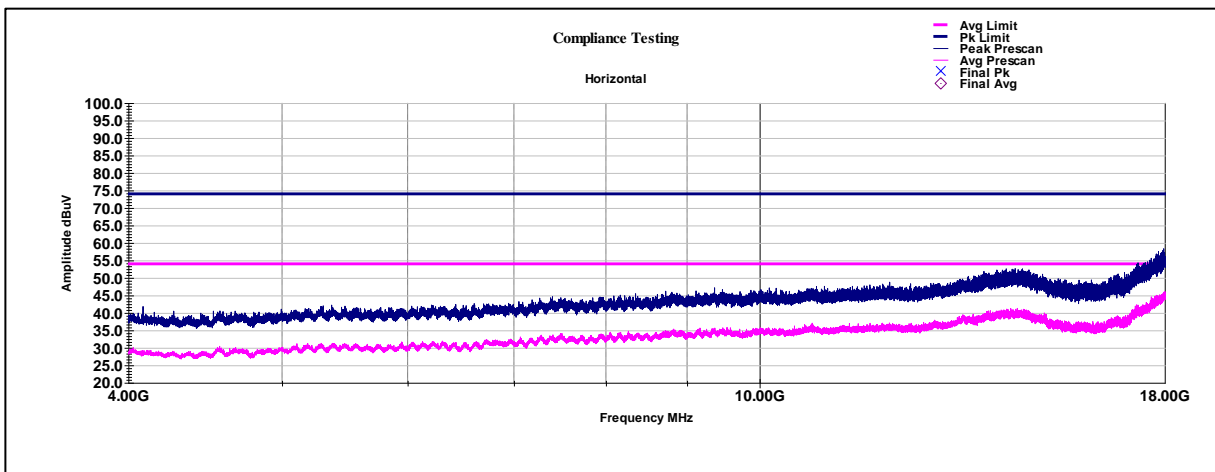
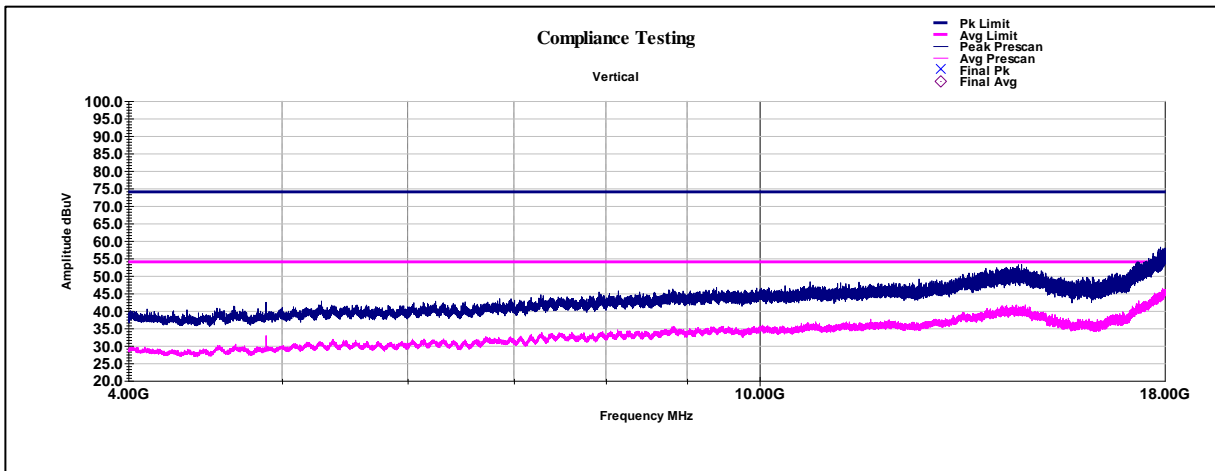


Frequency	Azimuth	Height	Raw Pk	Raw Avg	Correction	Final Pk	Pk Limit	Pk Margin	Final Avg	Avg Limit	Avg Margin
MHz	deg	cm	dBuV	dBuV	dB	dBuV/m	dBuV/m	dB	dBuV/m	dBuV/m	dB
4882.015	359.00	105.00	53.24	35.26	-5.26	47.98	74.00	-26.02	30.00	53.98	-23.98
Final = Raw + Path Loss											
Margin = Final - Limit											

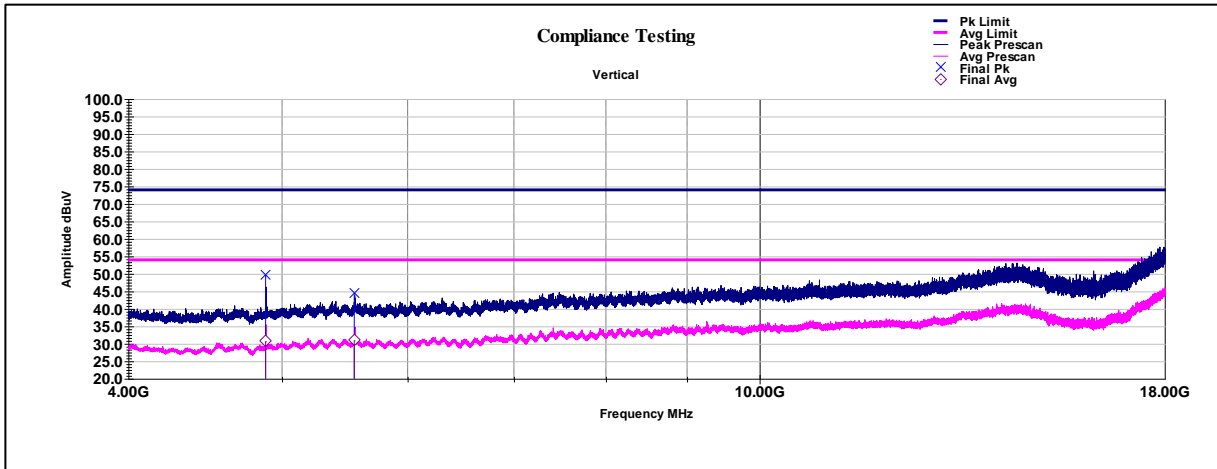


Frequency	Azimuth	Height	Raw Pk	Raw Avg	Correction	Final Pk	Pk Limit	Pk Margin	Final Avg	Avg Limit	Avg Margin
MHz	deg	cm	dBuV	dBuV	dB	dBuV/m	dBuV/m	dB	dBuV/m	dBuV/m	dB
4882.115	348.00	390.00	54.48	36.15	-5.26	49.22	74.00	-24.78	30.89	53.98	-23.09
Final = Raw + Path Loss											
Margin = Final - Limit											

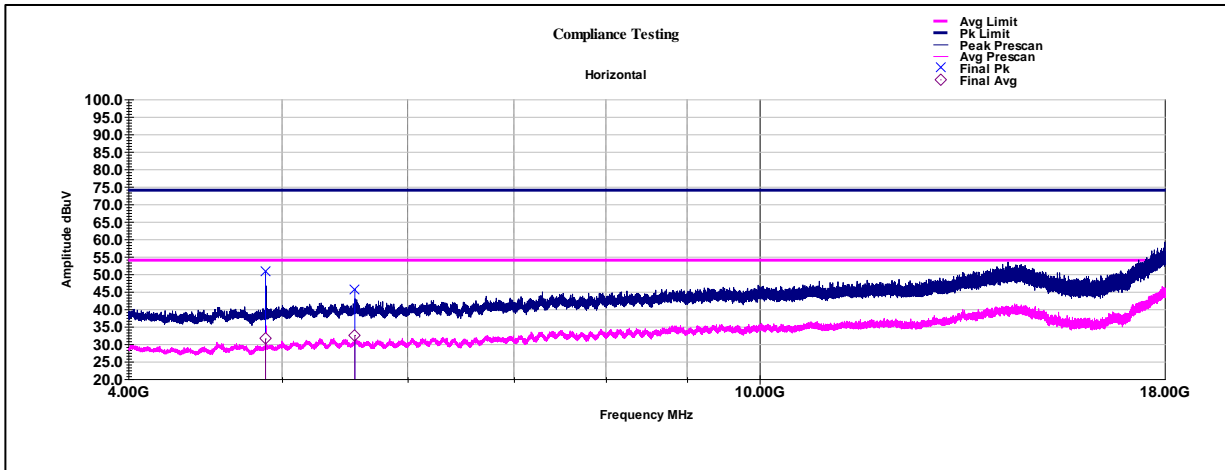
Band 14 10M BW Ch 23330



Band 25 3M BW Ch 26055

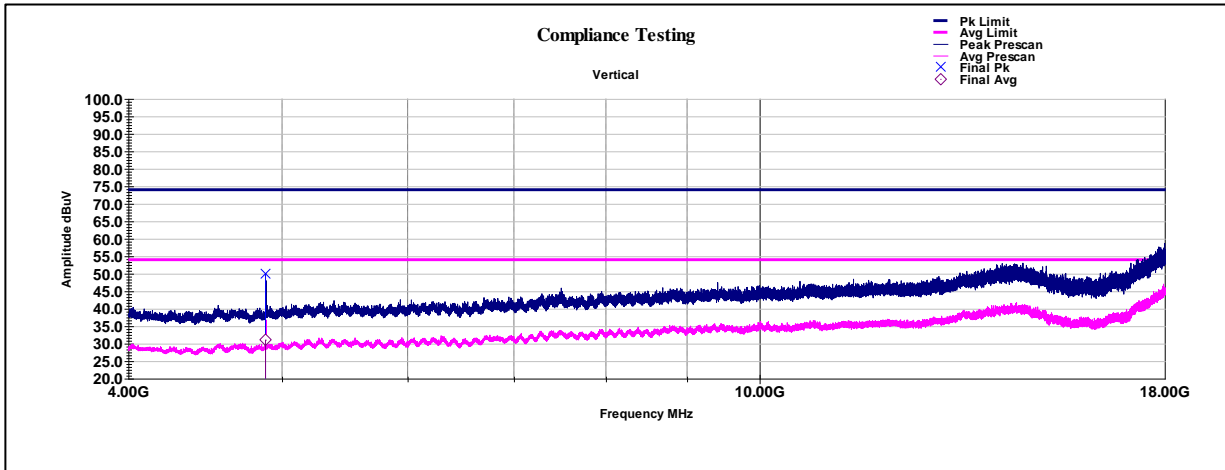


Frequency	Azimuth	Height	Raw Pk	Raw Avg	Correction	Final Pk	Pk Limit	Pk Margin	Final Avg	Avg Limit	Avg Margin
MHz	deg	cm	dBuV	dBuV	dB	dBuV/m	dBuV/m	dB	dBuV/m	dBuV/m	dB
4882.138	108.00	395.00	54.86	35.97	-5.26	49.59	74.00	-24.41	30.71	53.98	-23.27
5552.731	120.00	100.00	47.94	34.42	-3.45	44.49	74.00	-29.51	30.97	53.98	-23.01
Final = Raw + Path Loss											
Margin = Final - Limit											

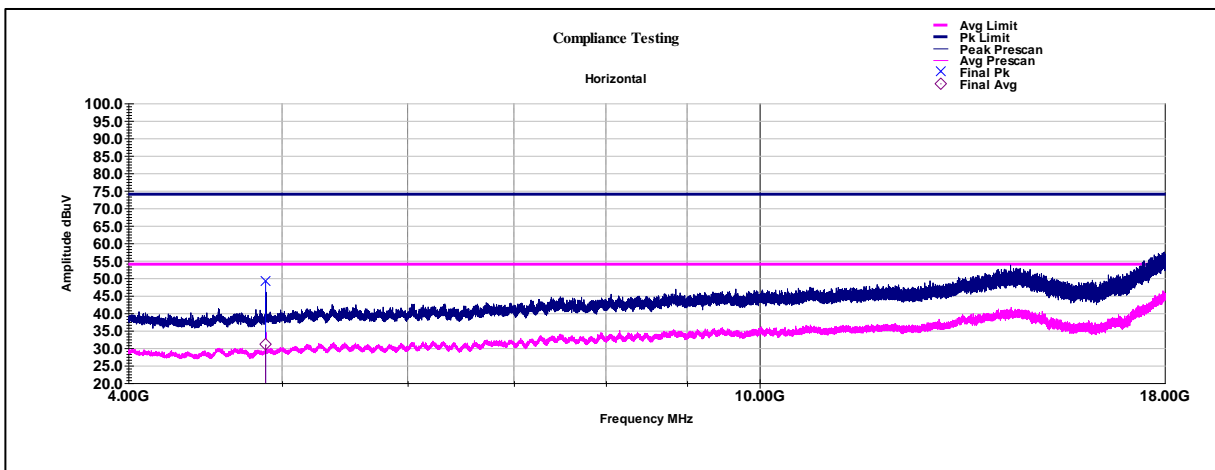


Frequency	Azimuth	Height	Raw Pk	Raw Avg	Correction	Final Pk	Pk Limit	Pk Margin	Final Avg	Avg Limit	Avg Margin
MHz	deg	cm	dBuV	dBuV	dB	dBuV/m	dBuV/m	dB	dBuV/m	dBuV/m	dB
4882.052	344.00	390.00	56.06	36.86	-5.26	50.80	74.00	-23.20	31.60	53.98	-22.38
5556.85	178.00	284.00	49.14	36.02	-3.44	45.70	74.00	-28.30	32.57	53.98	-21.41
Final = Raw + Path Loss											
Margin = Final - Limit											

Band 26 5M BW Ch 27015

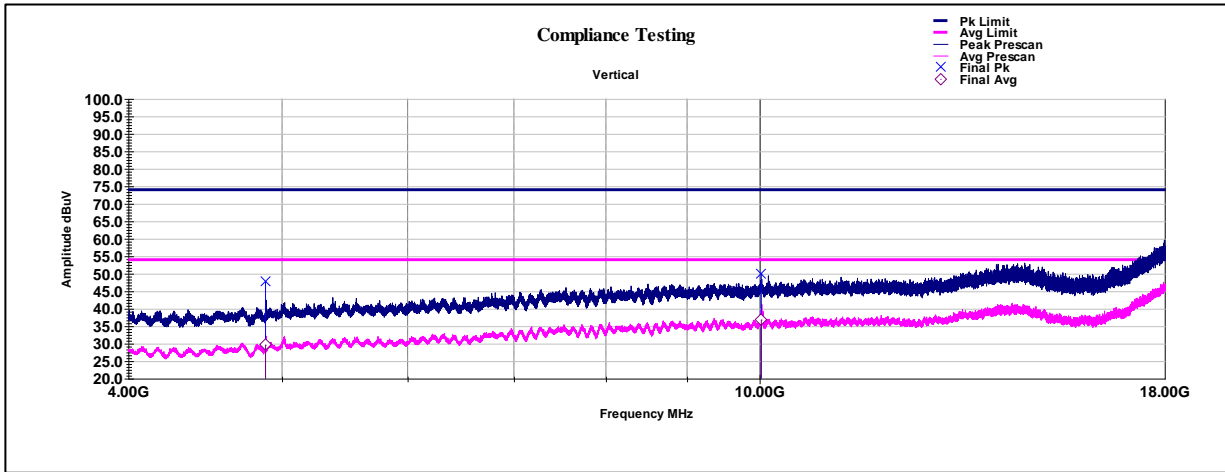


Frequency	Azimuth	Height	Raw Pk	Raw Avg	Correction	Final Pk	Pk Limit	Pk Margin	Final Avg	Avg Limit	Avg Margin
MHz	deg	cm	dBuV	dBuV	dB	dBuV/m	dBuV/m	dB	dBuV/m	dBuV/m	dB
4882.055	336.00	129.00	55.36	36.36	-5.26	50.09	74.00	-23.91	31.10	53.98	-22.88
Final = Raw + Path Loss											
Margin = Final - Limit											

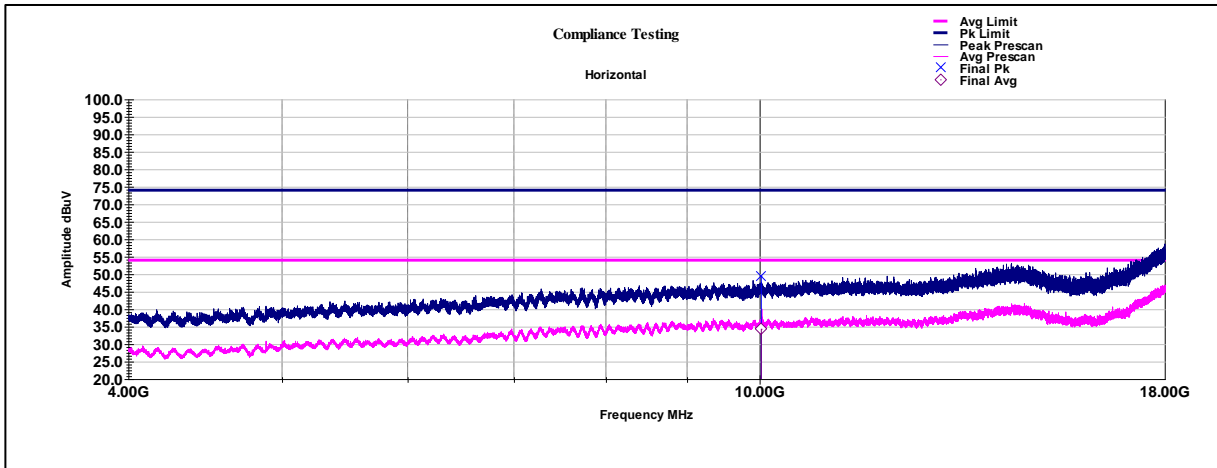


Frequency	Azimuth	Height	Raw Pk	Raw Avg	Correction	Final Pk	Pk Limit	Pk Margin	Final Avg	Avg Limit	Avg Margin
MHz	deg	cm	dBuV	dBuV	dB	dBuV/m	dBuV/m	dB	dBuV/m	dBuV/m	dB
4882.133	41.00	390.00	54.31	36.25	-5.26	49.05	74.00	-24.95	30.99	53.98	-23.00
Final = Raw + Path Loss											
Margin = Final - Limit											

Band 41 20M BW Ch 39750

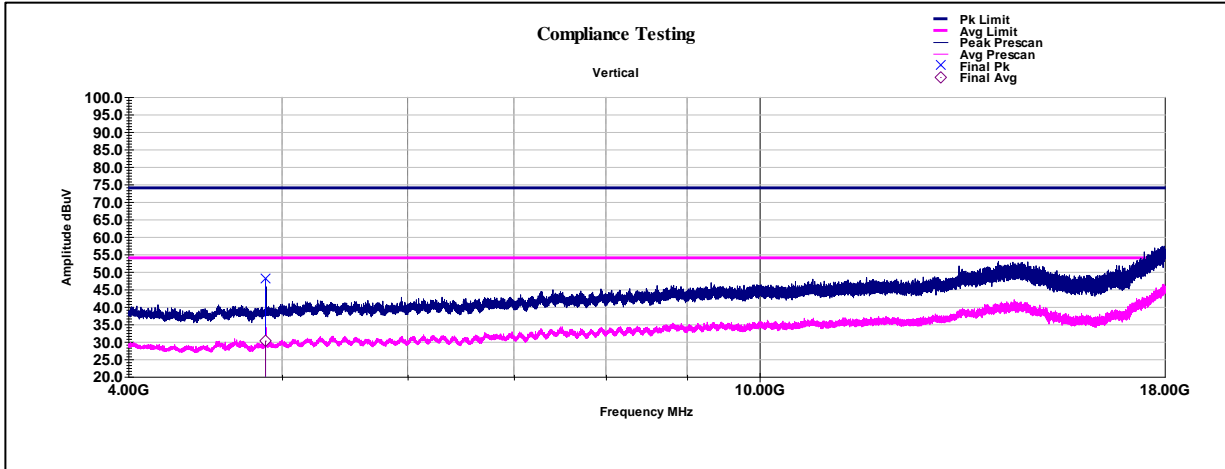


Frequency	Azimuth	Height	Raw Pk	Raw Avg	Correction	Final Pk	Pk Limit	Pk Margin	Final Avg	Avg Limit	Avg Margin
MHz	deg	cm	dBuV	dBuV	dB	dBuV/m	dBuV/m	dB	dBuV/m	dBuV/m	dB
4882.045	257.00	100.00	53.02	34.92	-5.26	47.76	74.00	-26.24	29.66	53.98	-24.32
10024.073	268.00	237.00	44.21	31.02	5.84	50.05	74.00	-23.95	36.86	53.98	-17.12
Final = Raw + Path Loss											
Margin = Final - Limit											

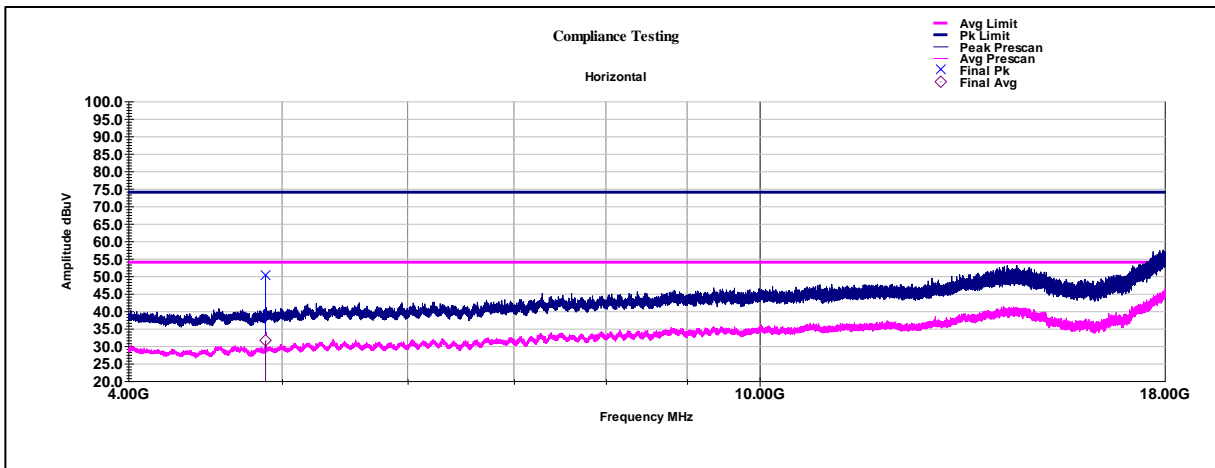


Frequency	Azimuth	Height	Raw Pk	Raw Avg	Correction	Final Pk	Pk Limit	Pk Margin	Final Avg	Avg Limit	Avg Margin
MHz	deg	cm	dBuV	dBuV	dB	dBuV/m	dBuV/m	dB	dBuV/m	dBuV/m	dB
10024.155	195.00	100.00	43.68	28.51	5.84	49.51	74.00	-24.49	34.34	53.98	-19.64
Final = Raw + Path Loss											
Margin = Final - Limit											

Band 71 15M BW Ch 133297



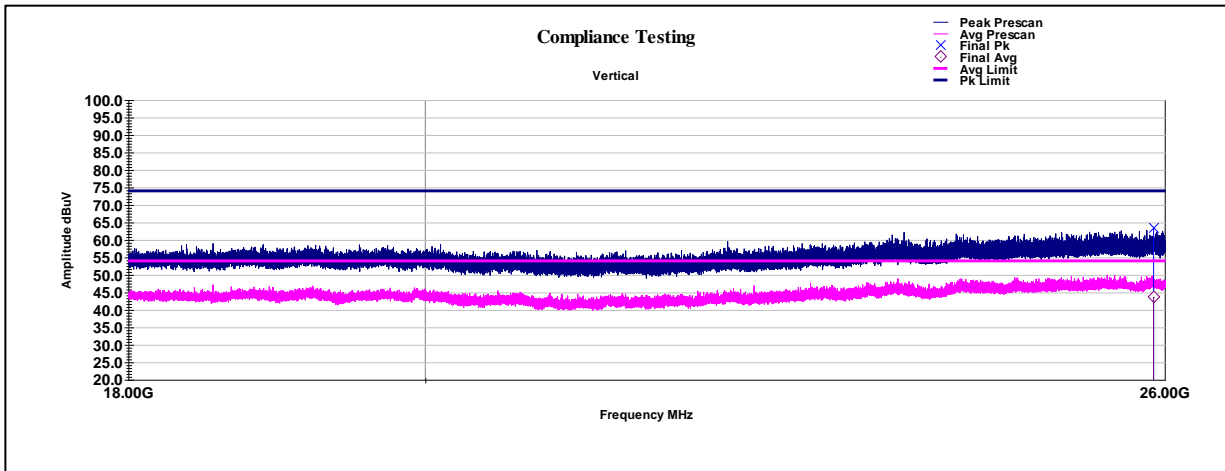
Frequency	Azimuth	Height	Raw Pk	Raw Avg	Correction	Final Pk	Pk Limit	Pk Margin	Final Avg	Avg Limit	Avg Margin
MHz	deg	cm	dBuV	dBuV	dB	dBuV/m	dBuV/m	dB	dBuV/m	dBuV/m	dB
4881.918	355.00	105.00	53.33	35.55	-5.26	48.07	74.00	-25.93	30.29	53.98	-23.69
Final = Raw + Path Loss											
Margin = Final - Limit											



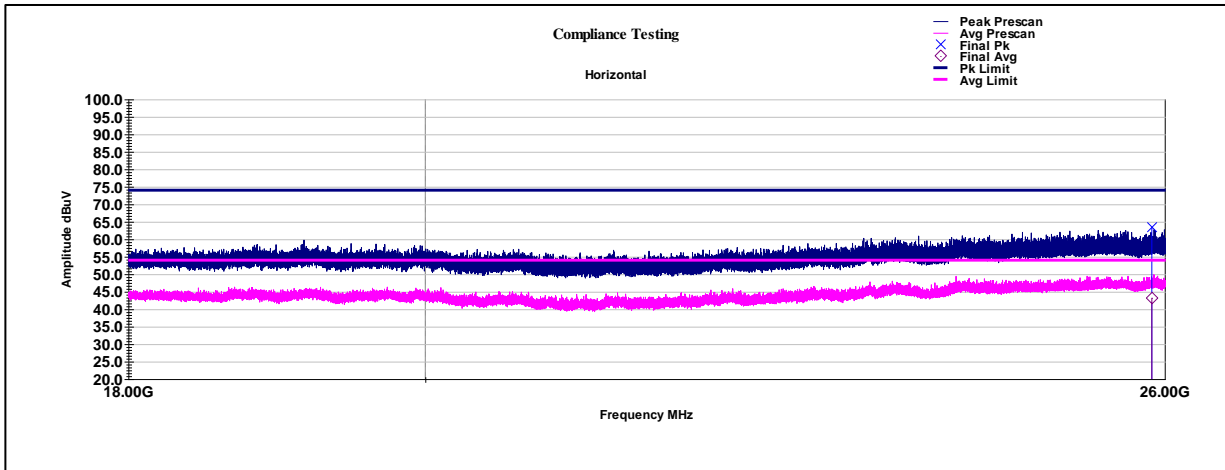
Frequency	Azimuth	Height	Raw Pk	Raw Avg	Correction	Final Pk	Pk Limit	Pk Margin	Final Avg	Avg Limit	Avg Margin
MHz	deg	cm	dBuV	dBuV	dB	dBuV/m	dBuV/m	dB	dBuV/m	dBuV/m	dB
4882.028	344.00	390.00	55.63	36.81	-5.26	50.37	74.00	-23.63	31.55	53.98	-22.43
Final = Raw + Path Loss											
Margin = Final - Limit											

18-26 GHz

No emissions detected regardless of axis, modulation, channel, or simultaneous transmit conditions.



Frequency	Azimuth	Height	Raw Pk	Raw Avg	Correction	Final Pk	Pk Limit	Pk Margin	Final Avg	Avg Limit	Avg Margin
MHz	deg	cm	dBuV	dBuV	dB	dBuV/m	dBuV/m	dB	dBuV/m	dBuV/m	dB
25897.253	187.00	105.00	39.72	19.97	23.69	63.41	74.00	-10.59	43.67	53.98	-10.32
Final = Raw + Path Loss											
Margin = Final - Limit											



Frequency	Azimuth	Height	Raw Pk	Raw Avg	Correction	Final Pk	Pk Limit	Pk Margin	Final Avg	Avg Limit	Avg Margin
MHz	deg	cm	dBuV	dBuV	dB	dBuV/m	dBuV/m	dB	dBuV/m	dBuV/m	dB
25881.039	18.00	172.00	39.70	19.55	23.67	63.37	74.00	-10.63	43.22	53.98	-10.76
Final = Raw + Path Loss											
Margin = Final - Limit											