


ANNEX 1 - TEST SETUP PHOTOGRAPHS


Photo #1: AC Powerline Conducted Emissions



Icom Inc.
Communication Receiver, Model: IC-R2500
FCC ID: AFJ287900, IC: 202D-287900

ANNEX 1 - TEST SETUP PHOTOGRAPHS


Photo #2: AC Powerline Conducted Emissions



Icom Inc.
Communication Receiver, Model: IC-R2500
FCC ID: AFJ287900, IC: 202D-287900

ANNEX 1 - TEST SETUP PHOTOGRAPHS


Photo #3: Receiver Radiated Emissions at 3 meters OFTS



Icom Inc.
Communication Receiver, Model: IC-R2500
FCC ID: AFJ287900, IC: 202D-287900

ANNEX 1 - TEST SETUP PHOTOGRAPHS


Photo # 4: Radiated Emissions at 3 meters OFTS



Icom Inc.
Communication Receiver, Model: IC-R2500
FCC ID: AFJ287900, IC: 202D-287900

ANNEX 1 - TEST SETUP PHOTOGRAPHS

Photo # 5: Radiated Emissions at 3 meters OFTS



Icom Inc.
Communication Receiver, Model: IC-R2500
FCC ID: AFJ287900, IC: 202D-287900