



## 13. TEST SETUP PHOTOGRAPHS




**Figure 13-1**  
**Test Setup for Wireless Device**



**Figure 13-2**  
**Test Setup for Wireless Device**

FCC ID: AEZSCP-PRO200	 <b>PCTEST</b> ENGINEERING LABORATORY, INC.	HAC (T-COIL) TEST REPORT	 <b>SANYO</b>	Reviewed by: Quality Manager
Filename: 0801180063.AEZ	Test Dates: January 23 - 24, 2008	EUT Type: Cellular/PCS CDMA Phone with Bluetooth and EvDO	Page 34 of 35	





Axial

Radial H (Transverse)

Radial V (Longitudinal)

**Figure 13-3**  
**T-Coil Scan Overlay Magnetic Field Distributions**

Note: Final measurement locations are indicated by a cursor on the contour plots.

FCC ID: AEZSCP-PRO200	 <small>ENGINEERING LABORATORY, INC.</small>	HAC (T-COIL) TEST REPORT	 Reviewed by: Quality Manager
Filename: 0801180063.AEZ	Test Dates: January 23 - 24, 2008	EUT Type: Cellular/PCS CDMA Phone with Bluetooth and EvDO	Page 35 of 35