

13. TEST SETUP PHOTOGRAPHS






Figure 13-1
Test Setup for Wireless Device



Figure 13-2
Test Setup for Wireless Device

FCC ID: AEZSCP-PRO200		HAC (T-COIL) TEST REPORT		Reviewed by: Quality Manager
Filename: 0709100990-R1.AEZ	Test Dates: September 12 - 13, 2007	EUT Type: Cellular/PCS CDMA Phone with Bluetooth and EvDO		Page 34 of 35





Axial

Radial H (Transverse)

Radial V (Longitudinal)

Figure 13-3
T-Coil Scan Overlay Magnetic Field Distributions

Note: Final measurement locations are indicated by a cursor on the contour plots.

FCC ID: AEZSCP-PRO200		HAC (T-COIL) TEST REPORT	 Reviewed by: Quality Manager
Filename: 0709100990-R1.AEZ	Test Dates: September 12 - 13, 2007	EUT Type: Cellular/PCS CDMA Phone with Bluetooth and EvDO	Page 35 of 35