

17. TEST PHOTOGRAPHS

See following Attached Pages for setup photographs.





FCC ID: AEZSCP-PRO200	 PCTEST ENGINEERING LABORATORY, INC.	HAC (RF EMISSIONS) TEST REPORT		Reviewed by: Quality Manager
HAC Filename: 0801180062.AEZ	Test Dates: January 15-21, 2008	EUT Type: Cellular/PCS CDMA Phone with Bluetooth and EvDO	Page 68 of 70	



Figure 17-1
Ear Reference Point HAC Phantom Alignment



Figure 17-2
HAC Phantom Plane Alignment

FCC ID: AEZSCP-PRO200		HAC (RF EMISSIONS) TEST REPORT		Reviewed by: Quality Manager
HAC Filename: 0801180062.AEZ	Test Dates: January 15-21, 2008	EUT Type: Cellular/PCS CDMA Phone with Bluetooth and EvDO		Page 69 of 70

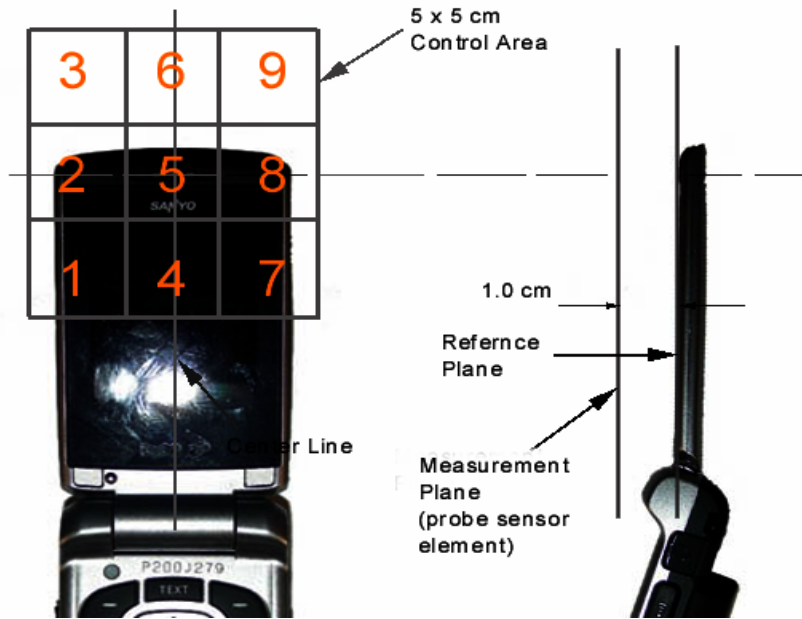


Figure 17-3
5x5 Scan grid above WD



Figure 17-4
E-Field WD Scan overlay



Figure 17-5
H-Field WD Scan overlay

FCC ID: AEZSCP-PRO200	PCTEST ENGINEERING LABORATORY, INC.	HAC (RF EMISSIONS) TEST REPORT	SANYO	Reviewed by: Quality Manager
HAC Filename: 0801180062.AEZ	Test Dates: January 15-21, 2008	EUT Type: Cellular/PCS CDMA Phone with Bluetooth and EvDO		Page 70 of 70