





## 17. TEST PHOTOGRAPHS

See following Attached Pages for setup photographs.



<b>FCC ID:</b> AEZSCP-PRO200		<b>HAC (RF EMISSIONS) TEST REPORT</b>		<b>Reviewed by:</b> Quality Manager
<b>HAC Filename:</b> 0709100989-R1.AEZ	<b>Test Dates:</b> September 11 - 13, 2007	<b>EUT Type:</b> Cellular/PCS CDMA Phone with Bluetooth and EvDO	Page 68 of 70	



**Figure 17-1**  
**Ear Reference Point HAC Phantom Alignment**



**Figure 17-2**  
**HAC Phantom Plane Alignment**

FCC ID: AEZSCP-PRO200	 PCTEST	HAC (RF EMISSIONS) TEST REPORT	 SANYO	Reviewed by: Quality Manager
HAC Filename: 0709100989-R1.AEZ	Test Dates: September 11 - 13, 2007	EUT Type: Cellular/PCS CDMA Phone with Bluetooth and EvDO		Page 69 of 70

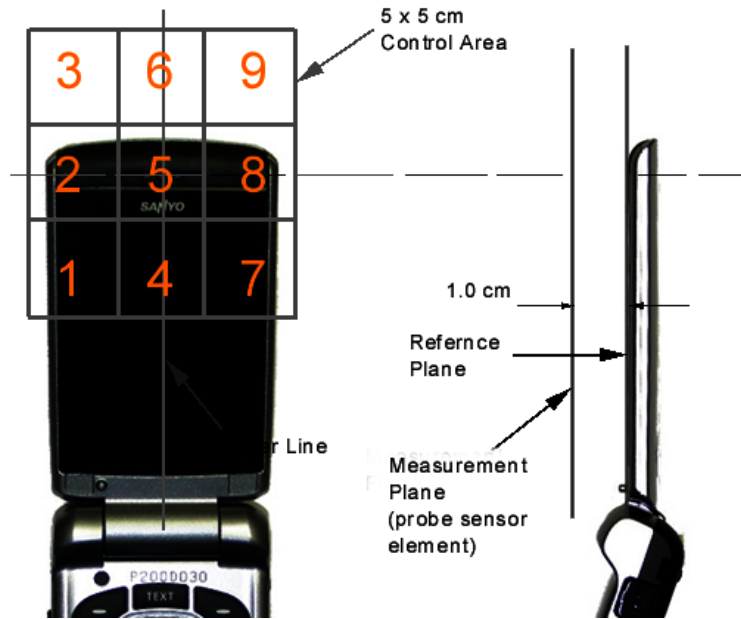


Figure 17-3  
5x5 Scan grid above WD



Figure 17-4  
E-Field WD Scan overlay



Figure 17-5  
H-Field WD Scan overlay

FCC ID: AEZSCP-PRO200	PCTEST	HAC (RF EMISSIONS) TEST REPORT	SANYO	Reviewed by: Quality Manager
HAC Filename: 0709100989-R1.AEZ	Test Dates: September 11 - 13, 2007	EUT Type: Cellular/PCS CDMA Phone with Bluetooth and EvDO		Page 70 of 70