



APPENDIX B: SAR TEST SETUP PHOTOGRAPHS


1. Right Head SAR




2. Left Head SAR




3. Right Head SAR, Cheek Touch




4. Right Head SAR, 15° Tilt



5. Left Head SAR, Cheek Touch



6. Left Head SAR, 15° Tilt



7. Body SAR with Holster Beltclip




8. Body SAR, with Holster Beltclip



9. Face SAR, PTT Mode Flip close



10. Face SAR, PTT Mode, Flip Close with 25mm Space



11. Face SAR, PTT Mode Flip open



12. Face SAR, PTT Mode, Flip Open with 25mm Space

