



13. TEST SETUP PHOTOGRAPHS



Figure 13-1
Test Setup for Wireless Device



Figure 13-2
Test Setup for Wireless Device

FCC ID: AEZSCP-85H		HAC (T-COIL) TEST REPORT		Reviewed by: Quality Manager
Filename: 0703200217.AEZ	Test Dates: March 22 - 23, 2007	EUT Type: Cellular/PCS CDMA Phone with Bluetooth and EvDO		Page 34 of 35



Axial



Radial H (Transverse)

Radial V (Longitudinal)

Figure 13-3

T-Coil Scan Overlay Magnetic Field Distributions

Note: Final measurement locations are indicated by a cursor on the contour plots.

FCC ID: AEZSCP-85H		HAC (T-COIL) TEST REPORT		Reviewed by: Quality Manager
Filename: 0703200217.AEZ	Test Dates: March 22 - 23, 2007	EUT Type: Cellular/PCS CDMA Phone with Bluetooth and EvDO	Page 35 of 35	