



## 17. TEST PHOTOGRAPHS

See following Attached Pages for setup photographs.



<b>FCC ID:</b> AEZSCP-85H	 <b>PCTEST</b> wired & wireless	<b>HAC (RF EMISSIONS) TEST REPORT</b>	 <b>SANYO</b>	<b>Reviewed by:</b> Quality Manager
<b>HAC Filename:</b> 0703200216.AEZ	<b>Test Dates:</b> March 21 - 22, 2007	<b>EUT Type:</b> Cellular/PCS CDMA Phone with Bluetooth and EvDO	Page 68 of 70	



**Figure 17-1**  
**Ear Reference Point HAC Phantom Alignment**



**Figure 17-2**  
**HAC Phantom Plane Alignment**

FCC ID: AEZSCP-85H	 <b>PCTEST</b> wired & wireless	HAC (RF EMISSIONS) TEST REPORT	 <b>SANYO</b>	Reviewed by: Quality Manager
HAC Filename: 0703200216.AEZ	Test Dates: March 21 - 22, 2007	EUT Type: Cellular/PCS CDMA Phone with Bluetooth and EvDO		Page 69 of 70

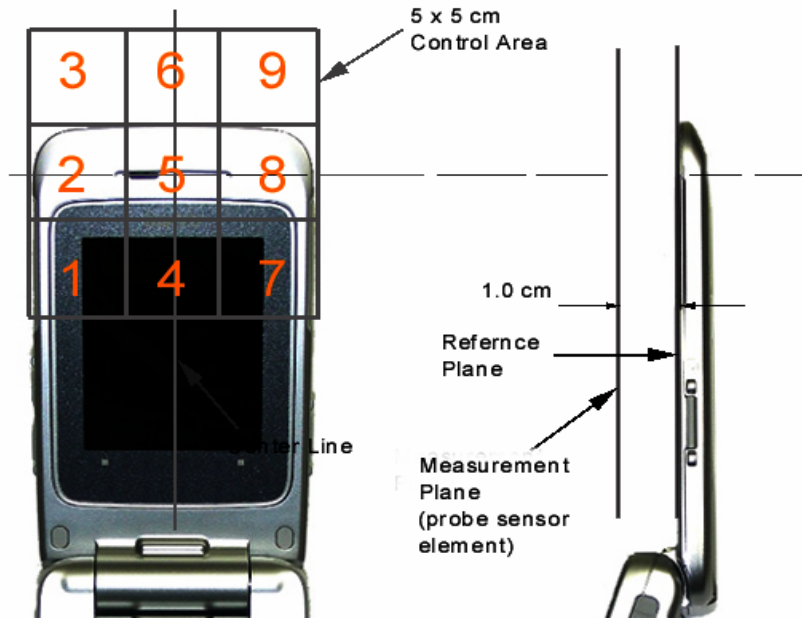


Figure 17-3  
5x5 Scan grid above WD



Figure 17-4  
E-Field WD Scan overlay



Figure 17-5  
H-Field WD Scan overlay

FCC ID: AEZSCP-85H	PCTEST microtest	HAC (RF EMISSIONS) TEST REPORT	SANYO	Reviewed by: Quality Manager
HAC Filename: 0703200216.AEZ	Test Dates: March 21 - 22, 2007	EUT Type: Cellular/PCS CDMA Phone with Bluetooth and EvDO		Page 70 of 70