



ATTACHMENT A. TEST SETUP PHOTOGRAPHS



**Figure 0-1
Test Setup for Wireless Device**



**Figure 0-2
Test Setup for Wireless Device**

FCC ID: AEZSCP-70H		HAC (RF EMISSIONS) TEST REPORT		Reviewed by: Quality Manager
Filename: 0606160515A	Test Dates: June 21 - 22, 2006	EUT Type: Tri-Mode Dual-Band Analog/PCS Phone		Page 33 of 34





Axial

Radial H (Transverse)

Radial V (Longitudinal)

**Figure 0-3
T-Coil Scan Overlay Magnetic Field Distributions**

Note: Final measurement locations are indicated by a cursor on the contour plots.

FCC ID: AEZSCP-70H		HAC (RF EMISSIONS) TEST REPORT		Reviewed by: Quality Manager
Filename: 0606160515A	Test Dates: June 21 - 22, 2006	EUT Type: Tri-Mode Dual-Band Analog/PCS Phone		Page 34 of 34