

13. TEST SETUP PHOTOGRAPHS






Figure 13-1
Test Setup for Wireless Device



Figure 13-2
Test Setup for Wireless Device

FCC ID: AEZSCP-7050		HAC (T-COIL) TEST REPORT		Reviewed by: Quality Manager
Filename: 0702120078.AEZ	Test Dates: February 14 - 15, 2007	EUT Type: Dual-Band CDMA Phone with Bluetooth		Page 33 of 34





Axial

Radial H (Transverse)

Radial V (Longitudinal)

**Figure 13-3
T-Coil Scan Overlay Magnetic Field Distributions**

Note: Final measurement locations are indicated by a cursor on the contour plots.

FCC ID: AEZSCP-7050		HAC (T-COIL) TEST REPORT		Reviewed by: Quality Manager
Filename: 0702120078.AEZ	Test Dates: February 14 - 15, 2007	EUT Type: Dual-Band CDMA Phone with Bluetooth	Page 34 of 34	