


## Peak SAR Location

---

### 800 MHz Body SAR



File : c:/idx3/SYSTEM/SARMEAS3/data/Normal/01112707\_ZOOM.VLT  
Start : 27-Nov-101 11:20:01 am End : 27-Nov-101 11:33:41 am

Radio Type : SANYO  
Model Number : SCP-6200  
Serial Number : 2  
Frequency : 824.04 MHz  
Peak Trans. Pwr : 0.270 W  
Start Trans. Pwr : 0.270 W  
Antenna Type : Helical  
Antenna Posn. : In  
Phantom Type : Body  
Phantom Posn. : Abdomen  
Scan Type : ZOOM/SAR  
Probe Name : PCTEST  
Field Type : E Field  
Orientation : 0 Degrees

Mixture Type = Muscle  
Mixture Dielectric Constant = 56.100  
Mixture Conductivity = 0.950

Comment :  
SANYO DUAL-BAND PHONE - AMPS MODE  
CH 0991 Conducted 24.3 dBm  
SANYO DUAL-BAND PHONE - BODY SAR

Robot : PCTEST

Probe Offset = 0.20 cm  
Sensor Factor = 0.0108  
Conversion Factor = 0.423

PCTEST Amplifier Channel Settings : 0.239 0.278 0.294

Max Location : X = 2.500, Y = -0.500, Z = 0.000 (cm) Value = 34.924

Measured Values (volts) =  
3.447E-002 3.085E-002 2.683E-002 2.402E-002 2.123E-002 1.892E-002  
1.706E-002 1.468E-002 1.301E-002 1.184E-002 1.081E-002 9.909E-003  
8.719E-003 8.163E-003 7.390E-003 6.621E-003 5.668E-003 4.910E-003  
4.430E-003 4.009E-003 3.745E-003

Calc. Voltage @ Surface (Vs) = 0.0381

Voltage @ 1.00 cm (Vt) = 0.0235

Ave. Voltage (Vs+Vt)/2 = 0.0308

Ave. SAR over 1 g (mW/g) = 1.2057

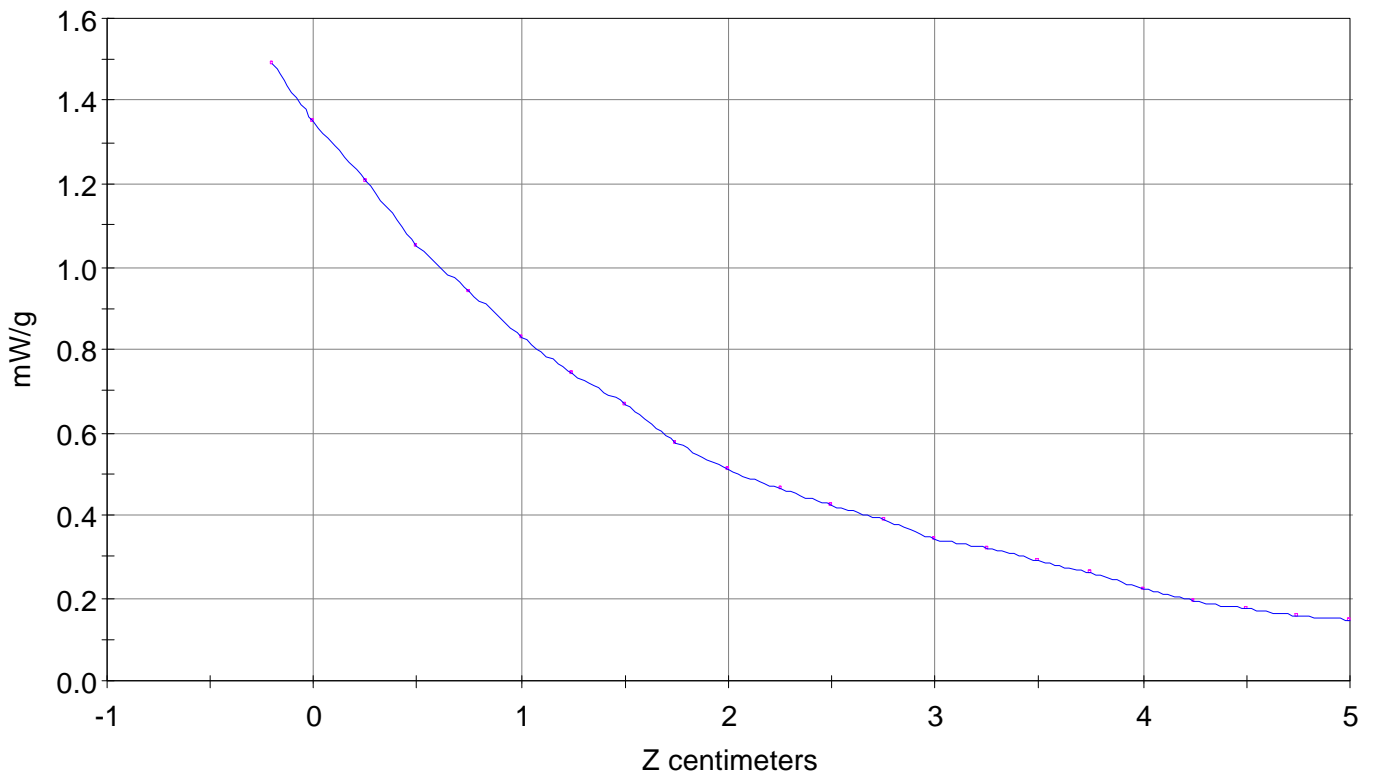
# SAR Scan

File : 01112707\_ZOOM

Start : 27-Nov-101 11:20:01 am End : 27-Nov-101 11:33:41 am

SANYO/SCP-6200/2;824.04MHz;W;Helical/In;

Body/Abdomen;ZOOM/SAR;PCTEST/E Field/0 DegreesMuscle/56.100/0.950

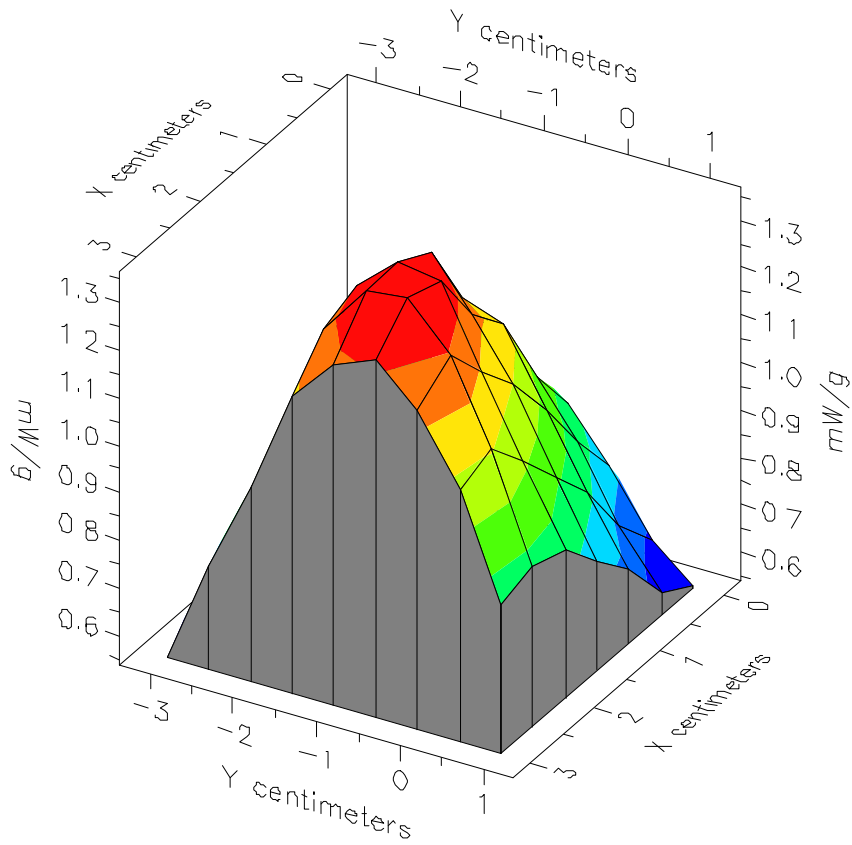


File : 01112707\_ZOOM

Start : 27-Nov-101 11:20:01 am End : 27-Nov-101 11:33:41 am

SANYO/SCP-6200/2;824.04MHz;W;Helical/In;

Body/Abdomen;ZOOM/SAR;PCTEST/E Field/0 DegreesMuscle/56.100/0.950

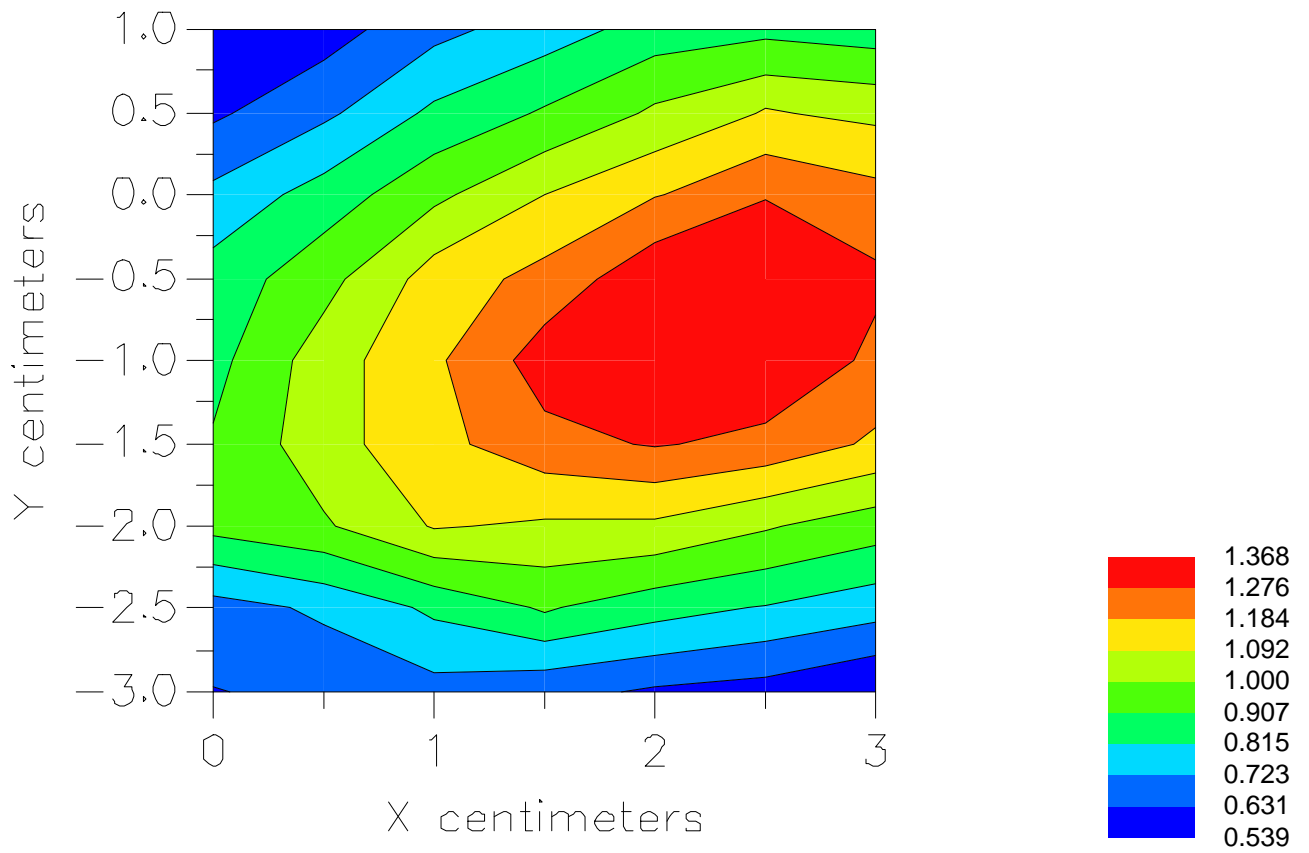


File : 01112707\_ZOOM

Start : 27-Nov-101 11:20:01 am End : 27-Nov-101 11:33:41 am

SANYO/SCP-6200/2;824.04MHz;W;Helical/In;

Body/Abdomen;ZOOM/SAR;PCTEST/E Field/0 DegreesMuscle/56.100/0.950



File : c:/idx3/SYSTEM/SARMEAS3/data/Normal/01112703\_ZOOM.VLT  
Start : 27-Nov-101 10:51:44 am End : 27-Nov-101 11:05:34 am

Radio Type : SANYO  
Model Number : SCP-6200  
Serial Number : 2  
Frequency : 824.04 MHz  
Peak Trans. Pwr : 0.270 W  
Start Trans. Pwr : 0.270 W  
Antenna Type : Helical  
Antenna Posn. : Out  
Phantom Type : Body  
Phantom Posn. : Abdomen  
Scan Type : ZOOM/SAR  
Probe Name : PCTEST  
Field Type : E Field  
Orientation : 0 Degrees

Mixture Type = Muscle  
Mixture Dielectric Constant = 56.100  
Mixture Conductivity = 0.950

Comment :  
SANYO DUAL-BAND PHONE - AMPS MODE  
CH 0991 Conducted 24.3 dBm  
SANYO DUAL-BAND PHONE - BODY SAR

Robot : PCTEST

Probe Offset = 0.20 cm  
Sensor Factor = 0.0108  
Conversion Factor = 0.423

PCTEST Amplifier Channel Settings : 0.239 0.278 0.294

Max Location : X = 2.500, Y = -0.500, Z = 0.000 (cm) Value = 18.354

Measured Values (volts) =  
1.853E-002 1.559E-002 1.400E-002 1.238E-002 1.099E-002 9.147E-003  
8.282E-003 7.371E-003 6.582E-003 5.636E-003 5.256E-003 4.823E-003  
3.969E-003 3.943E-003 3.354E-003 3.140E-003 2.598E-003 2.033E-003  
2.058E-003 2.050E-003 1.923E-003

Calc. Voltage @ Surface (Vs) = 0.0207

Voltage @ 1.00 cm (Vt) = 0.0121

Ave. Voltage (Vs+Vt)/2 = 0.0164

Ave. SAR over 1 g (mW/g) = 0.6430

File : c:/idx3/SYSTEM/SARMEAS3/data/Normal/01112708\_ZOOM.VLT  
Start : 27-Nov-101 11:34:22 am End : 27-Nov-101 11:35:18 am

Radio Type : SANYO  
Model Number : SCP-6200  
Serial Number : 2  
Frequency : 836.49 MHz  
Peak Trans. Pwr : 0.270 W  
Start Trans. Pwr : 0.270 W  
Antenna Type : Helical  
Antenna Posn. : In  
Phantom Type : Body  
Phantom Posn. : Abdomen  
Scan Type : SAR  
Probe Name : PCTEST  
Field Type : E Field  
Orientation : 0 Degrees

Mixture Type = Muscle  
Mixture Dielectric Constant = 56.100  
Mixture Conductivity = 0.950

Comment :  
SANYO DUAL-BAND PHONE - AMPS MODE  
CH 0383 Conducted 24.3 dBm  
SANYO DUAL-BAND PHONE - BODY SAR

Robot : PCTEST

Probe Offset = 0.20 cm  
Sensor Factor = 0.0108  
Conversion Factor = 0.423

PCTEST Amplifier Channel Settings : 0.239 0.278 0.294

Max Location : X = 2.500, Y = -0.500, Z = 0.000 (cm) Value = 34.924

Measured Values (volts) =  
3.242E-002 2.816E-002 2.478E-002 2.208E-002 1.957E-002 1.723E-002  
1.557E-002 1.405E-002 1.224E-002 1.081E-002 9.917E-003 8.805E-003  
8.065E-003 7.566E-003 6.856E-003 5.947E-003 5.197E-003 4.751E-003  
3.794E-003 3.815E-003 3.378E-003

Calc. Voltage @ Surface (Vs) = 0.0361

Voltage @ 1.00 cm (Vt) = 0.0216

Ave. Voltage (Vs+Vt)/2 = 0.0288

Ave. SAR over 1 g (mW/g) = 1.1296

File : c:/idx3/SYSTEM/SARMEAS3/data/Normal/01112705\_ZOOM.VLT  
Start : 27-Nov-101 11:06:40 am End : 27-Nov-101 11:07:37 am

Radio Type : SANYO  
Model Number : SCP-6200  
Serial Number : 2  
Frequency : 836.49 MHz  
Peak Trans. Pwr : 0.270 W  
Start Trans. Pwr : 0.270 W  
Antenna Type : Helical  
Antenna Posn. : Out  
Phantom Type : Body  
Phantom Posn. : Abdomen  
Scan Type : SAR  
Probe Name : PCTEST  
Field Type : E Field  
Orientation : 0 Degrees

Mixture Type = Muscle  
Mixture Dielectric Constant = 56.100  
Mixture Conductivity = 0.950

Comment :  
SANYO DUAL-BAND PHONE - AMPS MODE  
CH 0383 Conducted 24.3 dBm  
SANYO DUAL-BAND PHONE - BODY SAR

Robot : PCTEST

Probe Offset = 0.20 cm  
Sensor Factor = 0.0108  
Conversion Factor = 0.423

PCTEST Amplifier Channel Settings : 0.239 0.278 0.294

Max Location : X = 2.500, Y = -0.500, Z = 0.000 (cm) Value = 18.354

Measured Values (volts) =  
1.677E-002 1.445E-002 1.250E-002 1.145E-002 9.993E-003 8.768E-003  
7.936E-003 6.499E-003 5.904E-003 5.595E-003 4.945E-003 4.571E-003  
4.017E-003 3.810E-003 3.656E-003 3.028E-003 2.545E-003 2.178E-003  
1.769E-003 1.993E-003 1.700E-003

Calc. Voltage @ Surface (Vs) = 0.0189

Voltage @ 1.00 cm (Vt) = 0.0112

Ave. Voltage (Vs+Vt)/2 = 0.0150

Ave. SAR over 1 g (mW/g) = 0.5881



File : c:/idx3/SYSTEM/SARMEAS3/data/Normal/01112709\_ZOOM.VLT  
Start : 27-Nov-101 11:35:42 am End : 27-Nov-101 11:36:38 am

Radio Type : SANYO  
Model Number : SCP-6200  
Serial Number : 2  
Frequency : 848.97 MHz  
Peak Trans. Pwr : 0.270 W  
Start Trans. Pwr : 0.270 W  
Antenna Type : Helical  
Antenna Posn. : In  
Phantom Type : Body  
Phantom Posn. : Abdomen  
Scan Type : SAR  
Probe Name : PCTEST  
Field Type : E Field  
Orientation : 0 Degrees

Mixture Type = Muscle  
Mixture Dielectric Constant = 56.100  
Mixture Conductivity = 0.950

Comment :  
SANYO DUAL-BAND PHONE - AMPS MODE  
CH 0799 Conducted 24.3 dBm  
SANYO DUAL-BAND PHONE - BODY SAR

Robot : PCTEST

Probe Offset = 0.20 cm  
Sensor Factor = 0.0108  
Conversion Factor = 0.423

PCTEST Amplifier Channel Settings : 0.239 0.278 0.294

Max Location : X = 2.500, Y = -0.500, Z = 0.000 (cm) Value = 34.924

Measured Values (volts) =  
2.984E-002 2.658E-002 2.292E-002 2.068E-002 1.773E-002 1.609E-002  
1.451E-002 1.263E-002 1.122E-002 9.732E-003 8.641E-003 8.062E-003  
7.421E-003 6.373E-003 6.039E-003 5.467E-003 4.752E-003 4.371E-003  
3.730E-003 3.522E-003 3.214E-003

Calc. Voltage @ Surface (Vs) = 0.0332

Voltage @ 1.00 cm (Vt) = 0.0201

Ave. Voltage (Vs+Vt)/2 = 0.0266

Ave. SAR over 1 g (mW/g) = 1.0428

File : c:/idx3/SYSTEM/SARMEAS3/data/Normal/01112706\_ZOOM.VLT  
Start : 27-Nov-101 11:08:29 am End : 27-Nov-101 11:09:24 am

Radio Type : SANYO  
Model Number : SCP-6200  
Serial Number : 2  
Frequency : 848.97 MHz  
Peak Trans. Pwr : 0.270 W  
Start Trans. Pwr : 0.270 W  
Antenna Type : Helical  
Antenna Posn. : Out  
Phantom Type : Body  
Phantom Posn. : Abdomen  
Scan Type : SAR  
Probe Name : PCTEST  
Field Type : E Field  
Orientation : 0 Degrees

Mixture Type = Muscle  
Mixture Dielectric Constant = 56.100  
Mixture Conductivity = 0.950

Comment :  
SANYO DUAL-BAND PHONE - AMPS MODE  
CH 0799 Conducted 24.3 dBm  
SANYO DUAL-BAND PHONE - BODY SAR

Robot : PCTEST

Probe Offset = 0.20 cm  
Sensor Factor = 0.0108  
Conversion Factor = 0.423

PCTEST Amplifier Channel Settings : 0.239 0.278 0.294

Max Location : X = 2.500, Y = -0.500, Z = 0.000 (cm) Value = 18.354

Measured Values (volts) =  
1.464E-002 1.297E-002 1.103E-002 9.826E-003 8.511E-003 7.644E-003  
6.711E-003 5.851E-003 5.364E-003 4.491E-003 4.156E-003 3.734E-003  
3.507E-003 2.891E-003 2.969E-003 2.755E-003 2.287E-003 2.346E-003  
1.920E-003 1.739E-003 1.850E-003

Calc. Voltage @ Surface (Vs) = 0.0164

Voltage @ 1.00 cm (Vt) = 0.0096

Ave. Voltage (Vs+Vt)/2 = 0.0130

Ave. SAR over 1 g (mW/g) = 0.5084

File : c:/idx3/SYSTEM/SARMEAS3/data/Normal/01112710\_ZOOM.VLT  
Start : 27-Nov-101 11:37:58 am End : 27-Nov-101 11:39:38 am

Radio Type : SANYO  
Model Number : SCP-6200  
Serial Number : 2  
Frequency : 848.97 MHz  
Peak Trans. Pwr : 0.270 W  
Start Trans. Pwr : 0.270 W  
Antenna Type : Helical  
Antenna Posn. : In  
Phantom Type : Body  
Phantom Posn. : Abdomen  
Scan Type : SAR  
Probe Name : PCTEST  
Field Type : E Field  
Orientation : 0 Degrees

Mixture Type = Muscle  
Mixture Dielectric Constant = 56.100  
Mixture Conductivity = 0.950

Comment :  
SANYO DUAL-BAND PHONE - AMPS MODE  
CH 0799 Conducted 24.3 dBm  
SANYO DUAL-BAND PHONE - BODY SAR

Robot : PCTEST

Probe Offset = 0.20 cm  
Sensor Factor = 0.0108  
Conversion Factor = 0.423

PCTEST Amplifier Channel Settings : 0.239 0.278 0.294

Max Location : X = 2.500, Y = -0.500, Z = 0.000 (cm) Value = 34.924

Measured Values (volts) =  
2.980E-002 2.536E-002 2.246E-002 2.104E-002 1.901E-002 1.692E-002  
1.484E-002 1.361E-002 1.184E-002 1.072E-002 9.338E-003 9.030E-003  
8.140E-003 7.303E-003 6.398E-003 5.606E-003 5.128E-003 4.428E-003  
3.974E-003 3.867E-003 3.668E-003

Calc. Voltage @ Surface (Vs) = 0.0334

Voltage @ 1.00 cm (Vt) = 0.0206


Ave. Voltage (Vs+Vt)/2 = 0.0270

Ave. SAR over 1 g (mW/g) = 1.0576

# Peak SAR Location

---

## 800 MHz Head SAR (Cheek)



File : c:/idx3/SYSTEM/SARMEAS3/data/Normal/01112625\_ZOOM.VLT  
Start : 26-Nov-101 01:32:48 pm End : 26-Nov-101 01:43:02 pm

Radio Type : SANYO  
Model Number : SCP-6200  
Serial Number : 2  
Frequency : 824.04 MHz  
Peak Trans. Pwr : 0.270 W  
Start Trans. Pwr : 0.270 W  
Antenna Type : Helical  
Antenna Posn. : In  
Phantom Type : Head  
Phantom Posn. : Right Ear  
Scan Type : ZOOM/SAR  
Probe Name : PCTEST  
Field Type : E Field  
Orientation : 0 Degrees

Mixture Type = Brain  
Mixture Dielectric Constant = 41.500  
Mixture Conductivity = 0.900

Comment :  
SANYO DUAL-BAND PHONE - AMPS MODE  
CH 0991 Conducted 24.3 dBm  
SANYO DUAL-BAND PHONE

Robot : PCTEST

Probe Offset = 0.20 cm  
Sensor Factor = 0.0108  
Conversion Factor = 0.325

PCTEST Amplifier Channel Settings : 0.239 0.278 0.294

Max Location : X = -2.250, Y = -2.000, Z = 0.000 (cm) Value = 25.168

Measured Values (volts) =  
2.377E-002 1.980E-002 1.699E-002 1.419E-002 1.227E-002 1.061E-002  
9.064E-003 7.886E-003 6.790E-003 5.978E-003 5.219E-003 4.836E-003  
4.010E-003 3.829E-003 3.417E-003 3.185E-003 2.990E-003 2.976E-003  
2.682E-003 2.740E-003 2.954E-003

Calc. Voltage @ Surface (Vs) = 0.0272

Voltage @ 1.00 cm (Vt) = 0.0138

Ave. Voltage (Vs+Vt)/2 = 0.0205

Ave. SAR over 1 g (mW/g) = 0.6169

File : c:/idx3/SYSTEM/SARMEAS3/data/Normal/01112615\_ZOOM.VLT  
Start : 26-Nov-101 12:24:43 pm End : 26-Nov-101 12:39:39 pm

Radio Type : SANYO  
Model Number : SCP-6200  
Serial Number : 2  
Frequency : 824.04 MHz  
Peak Trans. Pwr : 0.270 W  
Start Trans. Pwr : 0.270 W  
Antenna Type : Helical  
Antenna Posn. : Out  
Phantom Type : Head  
Phantom Posn. : Right Ear  
Scan Type : ZOOM/SAR  
Probe Name : PCTEST  
Field Type : E Field  
Orientation : 0 Degrees

Mixture Type = Brain  
Mixture Dielectric Constant = 41.500  
Mixture Conductivity = 0.900

Comment :  
SANYO DUAL-BAND PHONE - AMPS MODE  
CH 0991 Conducted 24.3 dBm  
SANYO DUAL-BAND PHONE

Robot : PCTEST

Probe Offset = 0.20 cm  
Sensor Factor = 0.0108  
Conversion Factor = 0.325

PCTEST Amplifier Channel Settings : 0.239 0.278 0.294

Max Location : X = -3.000, Y = -2.000, Z = 0.000 (cm) Value = 32.994

Measured Values (volts) =  
3.208E-002 2.615E-002 2.308E-002 1.909E-002 1.686E-002 1.442E-002  
1.209E-002 1.027E-002 8.660E-003 7.570E-003 6.641E-003 5.999E-003  
4.947E-003 4.580E-003 3.931E-003 3.476E-003 3.395E-003 3.195E-003  
2.883E-003 2.962E-003 2.619E-003

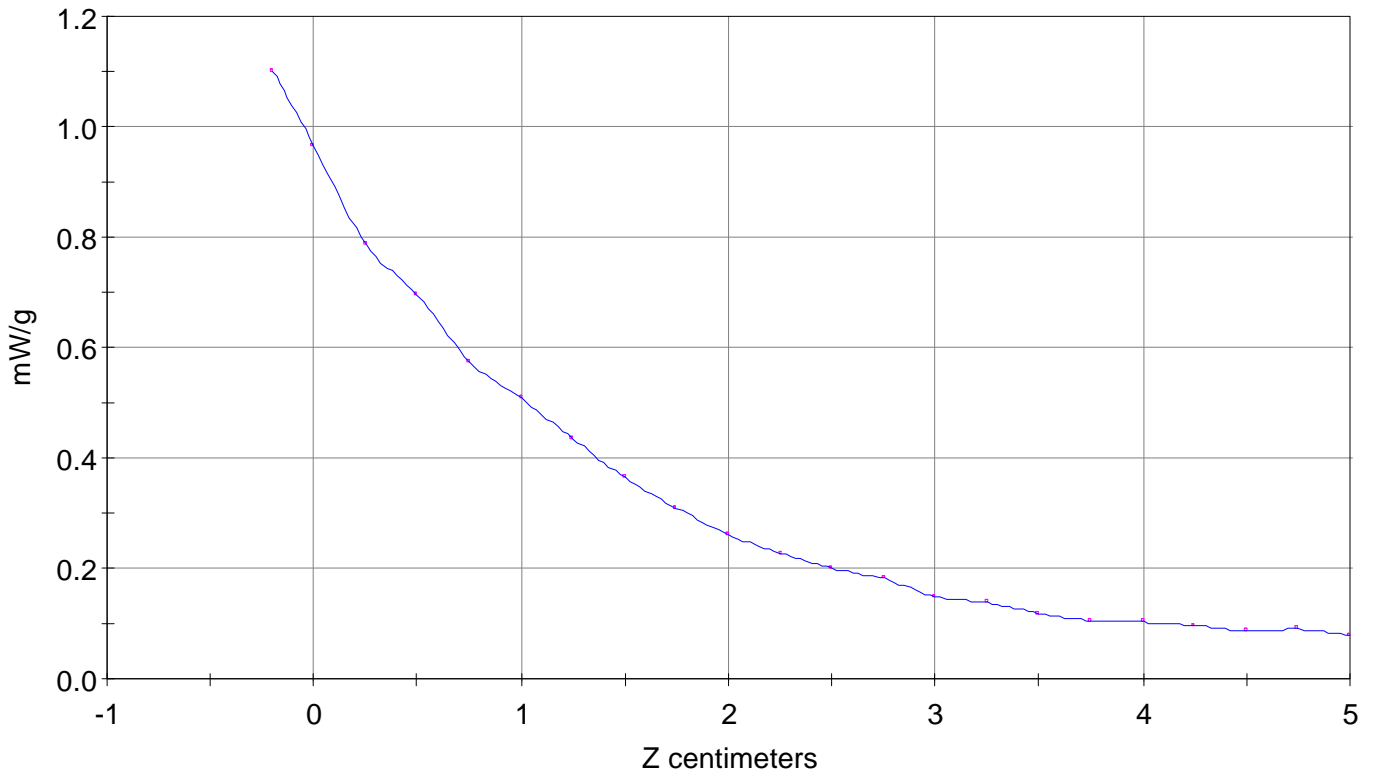
Calc. Voltage @ Surface (Vs) = 0.0366

Voltage @ 1.00 cm (Vt) = 0.0186

Ave. Voltage (Vs+Vt)/2 = 0.0276

Ave. SAR over 1 g (mW/g) = 0.8314

SAR Scan  
File : 01112615\_ZOOM  
Start : 26-Nov-101 12:24:43 pm End : 26-Nov-101 12:39:39 pm  
SANYO/SCP-6200/2;824.04MHz;W;Helical/Out;  
Head/Right Ear;ZOOM/SAR;PCTEST/E Field/0 DegreesBrain/41.500/0.900

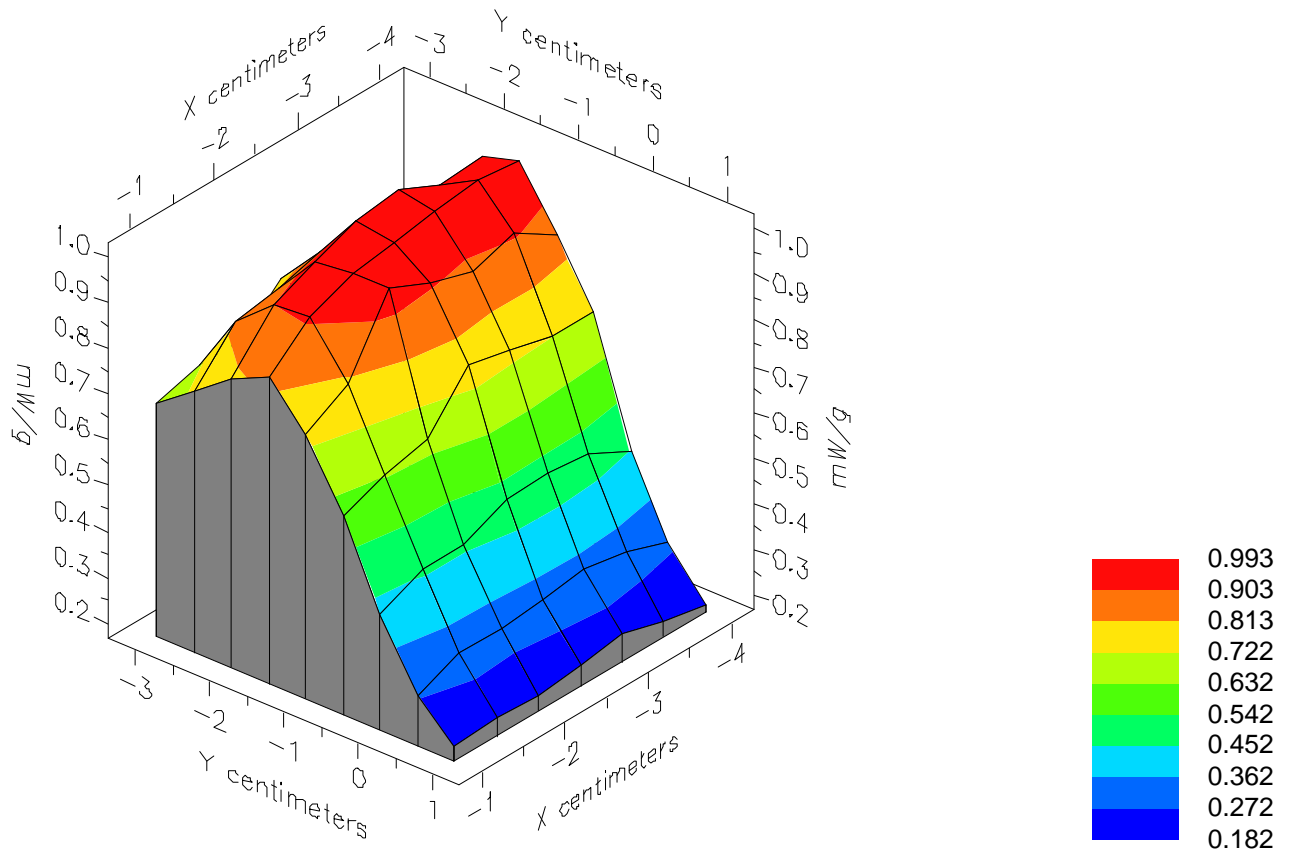


File : 01112615\_ZOOM

Start : 26-Nov-101 12:24:43 pm End : 26-Nov-101 12:39:39 pm

SANYO/SCP-6200/2;824.04MHz;W;Helical/Out;

Head/Right Ear;ZOOM/SAR;PCTEST/E Field/0 DegreesBrain/41.500/0.900



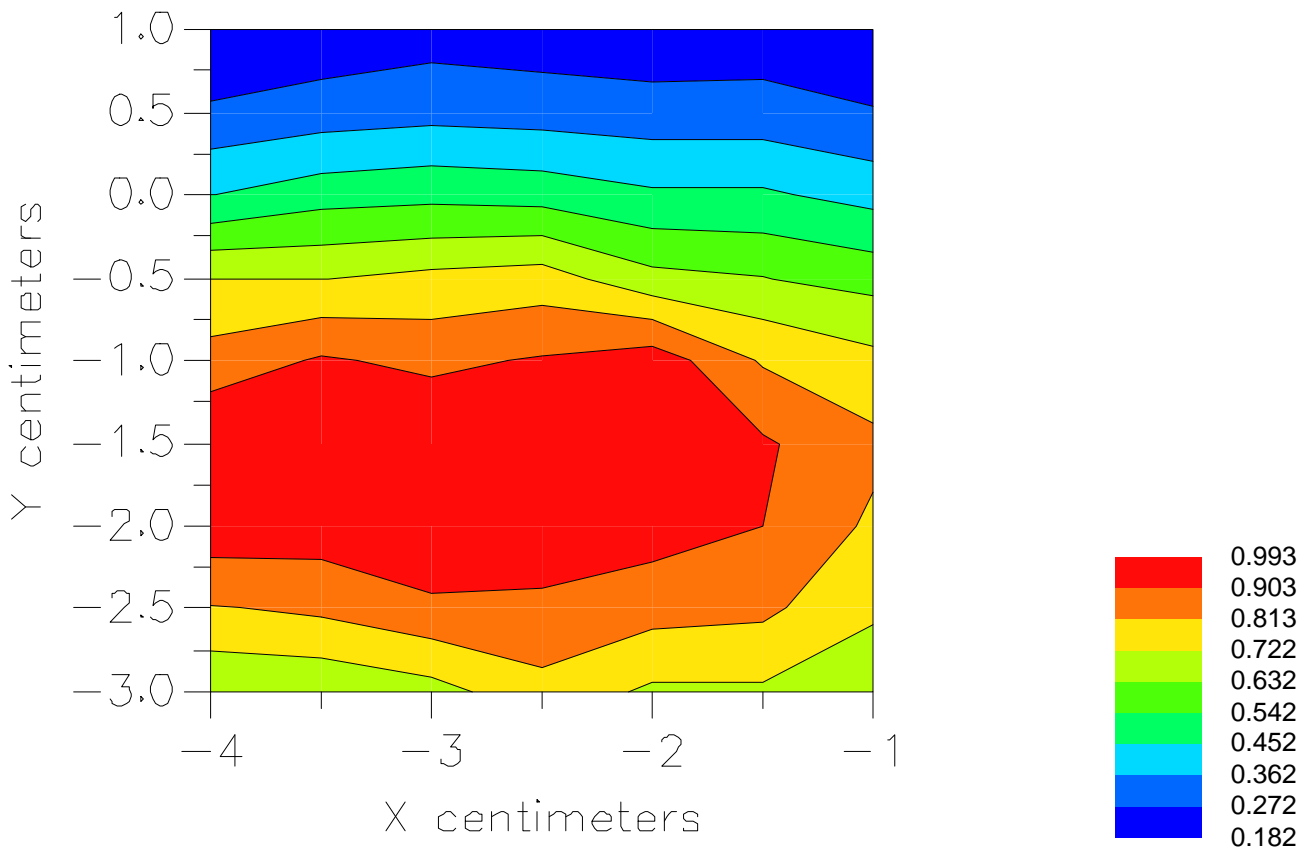


File : 01112615\_ZOOM

Start : 26-Nov-101 12:24:43 pm End : 26-Nov-101 12:39:39 pm

SANYO/SCP-6200/2;824.04MHz;W;Helical/Out;

Head/Right Ear;ZOOM/SAR;PCTEST/E Field/0 DegreesBrain/41.500/0.900



File : c:/idx3/SYSTEM/SARMEAS3/data/Normal/01112626\_ZOOM.VLT  
Start : 26-Nov-101 01:44:58 pm End : 26-Nov-101 02:00:08 pm

Radio Type : SANYO  
Model Number : SCP-6200  
Serial Number : 2  
Frequency : 836.49 MHz  
Peak Trans. Pwr : 0.270 W  
Start Trans. Pwr : 0.270 W  
Antenna Type : Helical  
Antenna Posn. : In  
Phantom Type : Head  
Phantom Posn. : Right Ear  
Scan Type : ZOOM/SAR  
Probe Name : PCTEST  
Field Type : E Field  
Orientation : 0 Degrees

Mixture Type = Brain  
Mixture Dielectric Constant = 41.500  
Mixture Conductivity = 0.900

Comment :  
SANYO DUAL-BAND PHONE - AMPS MODE  
CH 0383 Conducted 24.3 dBm  
SANYO DUAL-BAND PHONE

Robot : PCTEST

Probe Offset = 0.20 cm  
Sensor Factor = 0.0108  
Conversion Factor = 0.325

PCTEST Amplifier Channel Settings : 0.239 0.278 0.294

Max Location : X = -3.500, Y = -1.500, Z = 0.000 (cm) Value = 32.805

Measured Values (volts) =  
2.974E-002 2.317E-002 1.957E-002 1.698E-002 1.386E-002 1.225E-002  
1.019E-002 9.118E-003 7.903E-003 6.723E-003 6.067E-003 5.399E-003  
4.581E-003 4.137E-003 3.651E-003 3.425E-003 3.503E-003 3.248E-003  
3.096E-003 3.083E-003 2.940E-003

Calc. Voltage @ Surface (Vs) = 0.0352

Voltage @ 1.00 cm (Vt) = 0.0164

Ave. Voltage (Vs+Vt)/2 = 0.0258

Ave. SAR over 1 g (mW/g) = 0.7754

File : c:/idx3/SYSTEM/SARMEAS3/data/Normal/01112620\_ZOOM.VLT  
Start : 26-Nov-101 01:02:56 pm End : 26-Nov-101 01:03:53 pm

Radio Type : SANYO  
Model Number : SCP-6200  
Serial Number : 2  
Frequency : 836.49 MHz  
Peak Trans. Pwr : 0.270 W  
Start Trans. Pwr : 0.270 W  
Antenna Type : Helical  
Antenna Posn. : Out  
Phantom Type : Head  
Phantom Posn. : Right Ear  
Scan Type : SAR  
Probe Name : PCTEST  
Field Type : E Field  
Orientation : 0 Degrees

Mixture Type = Brain  
Mixture Dielectric Constant = 41.500  
Mixture Conductivity = 0.900

Comment :  
SANYO DUAL-BAND PHONE - AMPS MODE  
CH 0383 Conducted 24.3 dBm  
SANYO DUAL-BAND PHONE

Robot : PCTEST

Probe Offset = 0.20 cm  
Sensor Factor = 0.0108  
Conversion Factor = 0.325

PCTEST Amplifier Channel Settings : 0.239 0.278 0.294

Max Location : X = -3.000, Y = -2.000, Z = 0.000 (cm) Value = 33.424

Measured Values (volts) =  
2.670E-002 2.209E-002 1.901E-002 1.647E-002 1.406E-002 1.207E-002  
1.034E-002 8.514E-003 7.755E-003 6.836E-003 6.036E-003 5.418E-003  
4.655E-003 4.245E-003 3.914E-003 3.353E-003 3.483E-003 3.294E-003  
2.861E-003 2.965E-003 2.944E-003

Calc. Voltage @ Surface (Vs) = 0.0306

Voltage @ 1.00 cm (Vt) = 0.0160

Ave. Voltage (Vs+Vt)/2 = 0.0233

Ave. SAR over 1 g (mW/g) = 0.7010

File : c:/idx3/SYSTEM/SARMEAS3/data/Normal/01112622\_ZOOM.VLT  
Start : 26-Nov-101 01:05:32 pm End : 26-Nov-101 01:06:29 pm

Radio Type : SANYO  
Model Number : SCP-6200  
Serial Number : 2  
Frequency : 848.97 MHz  
Peak Trans. Pwr : 0.270 W  
Start Trans. Pwr : 0.270 W  
Antenna Type : Helical  
Antenna Posn. : In  
Phantom Type : Head  
Phantom Posn. : Right Ear  
Scan Type : SAR  
Probe Name : PCTEST  
Field Type : E Field  
Orientation : 0 Degrees

Mixture Type = Brain  
Mixture Dielectric Constant = 41.500  
Mixture Conductivity = 0.900

Comment :  
SANYO DUAL-BAND PHONE - AMPS MODE  
CH 0799 Conducted 24.3 dBm  
SANYO DUAL-BAND PHONE

Robot : PCTEST

Probe Offset = 0.20 cm  
Sensor Factor = 0.0108  
Conversion Factor = 0.325

PCTEST Amplifier Channel Settings : 0.239 0.278 0.294

Max Location : X = -3.000, Y = -2.000, Z = 0.000 (cm) Value = 33.424

Measured Values (volts) =  
2.888E-002 2.384E-002 2.073E-002 1.708E-002 1.457E-002 1.242E-002  
1.045E-002 9.224E-003 8.666E-003 7.351E-003 6.620E-003 5.673E-003  
4.773E-003 4.313E-003 3.899E-003 3.591E-003 3.446E-003 3.307E-003  
2.970E-003 3.249E-003 3.094E-003

Calc. Voltage @ Surface (Vs) = 0.0330

Voltage @ 1.00 cm (Vt) = 0.0166

Ave. Voltage (Vs+Vt)/2 = 0.0248

Ave. SAR over 1 g (mW/g) = 0.7458

File : c:/idx3/SYSTEM/SARMEAS3/data/Normal/01112621\_ZOOM.VLT  
Start : 26-Nov-101 01:04:20 pm End : 26-Nov-101 01:05:17 pm

Radio Type : SANYO  
Model Number : SCP-6200  
Serial Number : 2  
Frequency : 848.97 MHz  
Peak Trans. Pwr : 0.270 W  
Start Trans. Pwr : 0.270 W  
Antenna Type : Helical  
Antenna Posn. : Out  
Phantom Type : Head  
Phantom Posn. : Right Ear  
Scan Type : SAR  
Probe Name : PCTEST  
Field Type : E Field  
Orientation : 0 Degrees

Mixture Type = Brain  
Mixture Dielectric Constant = 41.500  
Mixture Conductivity = 0.900

Comment :  
SANYO DUAL-BAND PHONE - AMPS MODE  
CH 0799 Conducted 24.3 dBm  
SANYO DUAL-BAND PHONE

Robot : PCTEST

Probe Offset = 0.20 cm  
Sensor Factor = 0.0108  
Conversion Factor = 0.325

PCTEST Amplifier Channel Settings : 0.239 0.278 0.294

Max Location : X = -3.000, Y = -2.000, Z = 0.000 (cm) Value = 33.424

Measured Values (volts) =  
2.382E-002 1.934E-002 1.707E-002 1.403E-002 1.277E-002 1.101E-002  
9.323E-003 8.063E-003 7.324E-003 6.119E-003 5.699E-003 5.009E-003  
4.600E-003 3.827E-003 3.600E-003 3.342E-003 3.253E-003 3.064E-003  
2.915E-003 3.162E-003 2.832E-003

Calc. Voltage @ Surface (Vs) = 0.0272

Voltage @ 1.00 cm (Vt) = 0.0138

Ave. Voltage (Vs+Vt)/2 = 0.0205

Ave. SAR over 1 g (mW/g) = 0.6171

File : c:/idx3/SYSTEM/SARMEAS3/data/Normal/01112639\_ZOOM.VLT  
Start : 26-Nov-101 04:59:52 pm End : 26-Nov-101 05:19:27 pm

Radio Type : SANYO  
Model Number : SCP-6200  
Serial Number : 2  
Frequency : 824.04 MHz  
Peak Trans. Pwr : 0.270 W  
Start Trans. Pwr : 0.270 W  
Antenna Type : Helical  
Antenna Posn. : In  
Phantom Type : Head  
Phantom Posn. : Left Ear  
Scan Type : ZOOM/SAR  
Probe Name : PCTEST  
Field Type : E Field  
Orientation : 0 Degrees

Mixture Type = Brain  
Mixture Dielectric Constant = 41.500  
Mixture Conductivity = 0.900

Comment :  
SANYO DUAL-BAND PHONE - AMPS MODE  
CH 0991 Conducted 24.3 dBm  
SANYO DUAL-BAND PHONE

Robot : PCTEST

Probe Offset = 0.20 cm  
Sensor Factor = 0.0108  
Conversion Factor = 0.325

PCTEST Amplifier Channel Settings : 0.239 0.278 0.294

Max Location : X = 0.250, Y = -2.500, Z = 0.000 (cm) Value = 37.577

Measured Values (volts) =  
3.426E-002 2.668E-002 2.301E-002 1.938E-002 1.625E-002 1.413E-002  
1.206E-002 1.029E-002 8.883E-003 7.214E-003 6.678E-003 5.734E-003  
5.010E-003 4.444E-003 3.861E-003 3.416E-003 3.192E-003 2.938E-003  
2.740E-003 2.826E-003 2.771E-003

Calc. Voltage @ Surface (Vs) = 0.0402

Voltage @ 1.00 cm (Vt) = 0.0188

Ave. Voltage (Vs+Vt)/2 = 0.0295

Ave. SAR over 1 g (mW/g) = 0.8873

File : c:/idx3/SYSTEM/SARMEAS3/data/Normal/01112642\_ZOOM.VLT  
Start : 26-Nov-101 05:23:32 pm End : 26-Nov-101 05:43:05 pm

Radio Type : SANYO  
Model Number : SCP-6200  
Serial Number : 2  
Frequency : 824.04 MHz  
Peak Trans. Pwr : 0.270 W  
Start Trans. Pwr : 0.270 W  
Antenna Type : Helical  
Antenna Posn. : Out  
Phantom Type : Head  
Phantom Posn. : Left Ear  
Scan Type : ZOOM/SAR  
Probe Name : PCTEST  
Field Type : E Field  
Orientation : 0 Degrees

Mixture Type = Brain  
Mixture Dielectric Constant = 41.500  
Mixture Conductivity = 0.900

Comment :  
SANYO DUAL-BAND PHONE - AMPS MODE  
CH 0991 Conducted 24.3 dBm  
SANYO DUAL-BAND PHONE

Robot : PCTEST

Probe Offset = 0.20 cm  
Sensor Factor = 0.0108  
Conversion Factor = 0.325

PCTEST Amplifier Channel Settings : 0.239 0.278 0.294

Max Location : X = 0.500, Y = -2.500, Z = 0.000 (cm) Value = 36.423

Measured Values (volts) =  
3.569E-002 2.660E-002 2.260E-002 1.918E-002 1.642E-002 1.403E-002  
1.175E-002 9.574E-003 8.545E-003 7.457E-003 6.146E-003 5.435E-003  
4.758E-003 3.806E-003 3.499E-003 3.290E-003 2.756E-003 2.611E-003  
2.487E-003 2.308E-003 2.350E-003

Calc. Voltage @ Surface (Vs) = 0.0429

Voltage @ 1.00 cm (Vt) = 0.0186

Ave. Voltage (Vs+Vt)/2 = 0.0308

Ave. SAR over 1 g (mW/g) = 0.9260

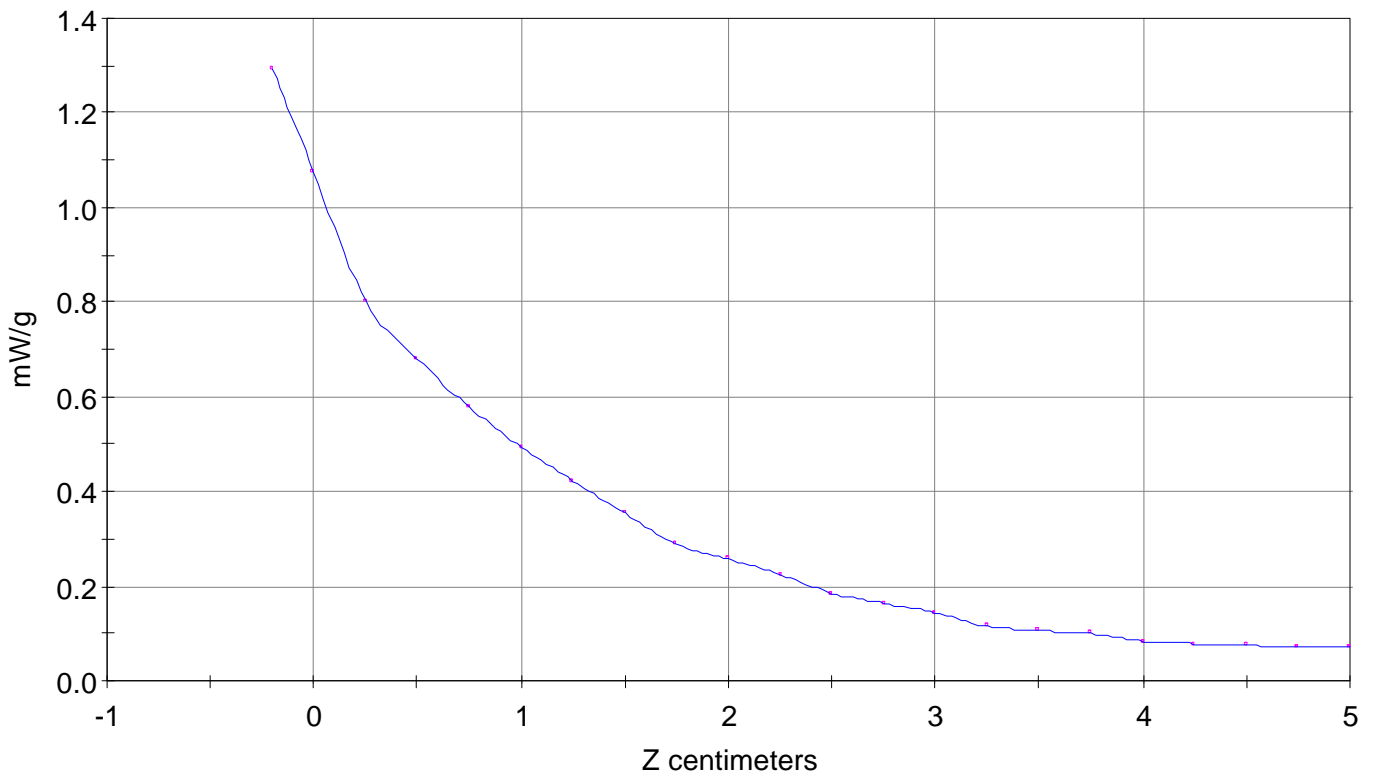
### SAR Scan

File : 01112642\_ZOOM

Start : 26-Nov-101 05:23:32 pm End : 26-Nov-101 05:43:05 pm

SANYO/SCP-6200/2;824.04MHz;W;Helical/Out;

Head/Left Ear;ZOOM/SAR;PCTEST/E Field/0 DegreesBrain/41.500/0.900



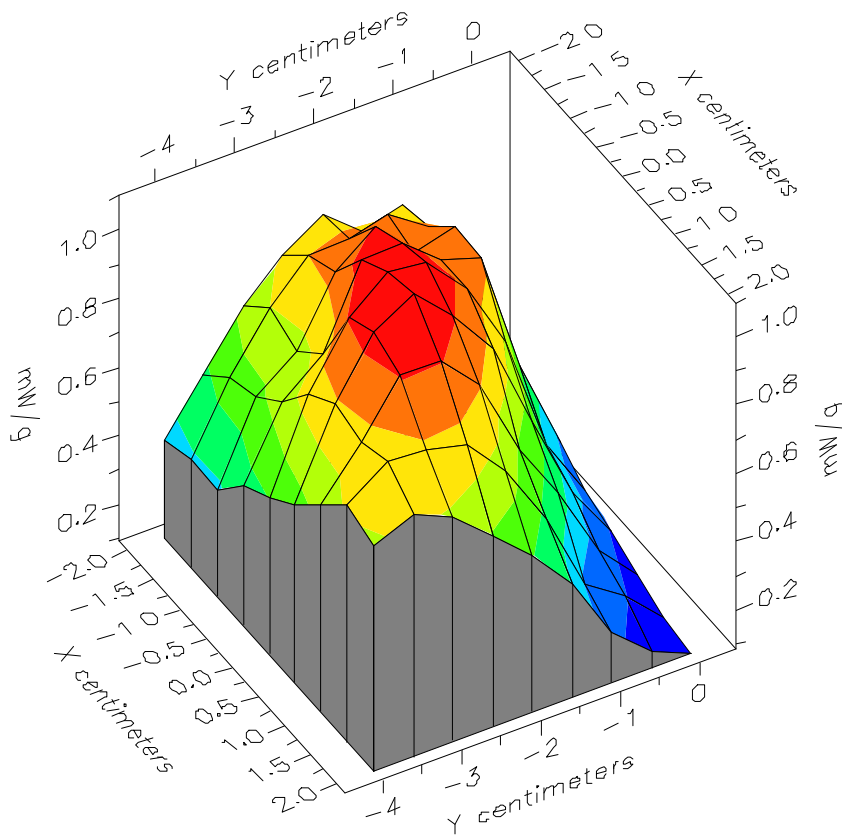


File : 01112642\_ZOOM

Start : 26-Nov-101 05:23:32 pm End : 26-Nov-101 05:43:05 pm

SANYO/SCP-6200/2;824.04MHz;W;Helical/Out;

Head/Left Ear;ZOOM/SAR;PCTEST/E Field/0 DegreesBrain/41.500/0.900

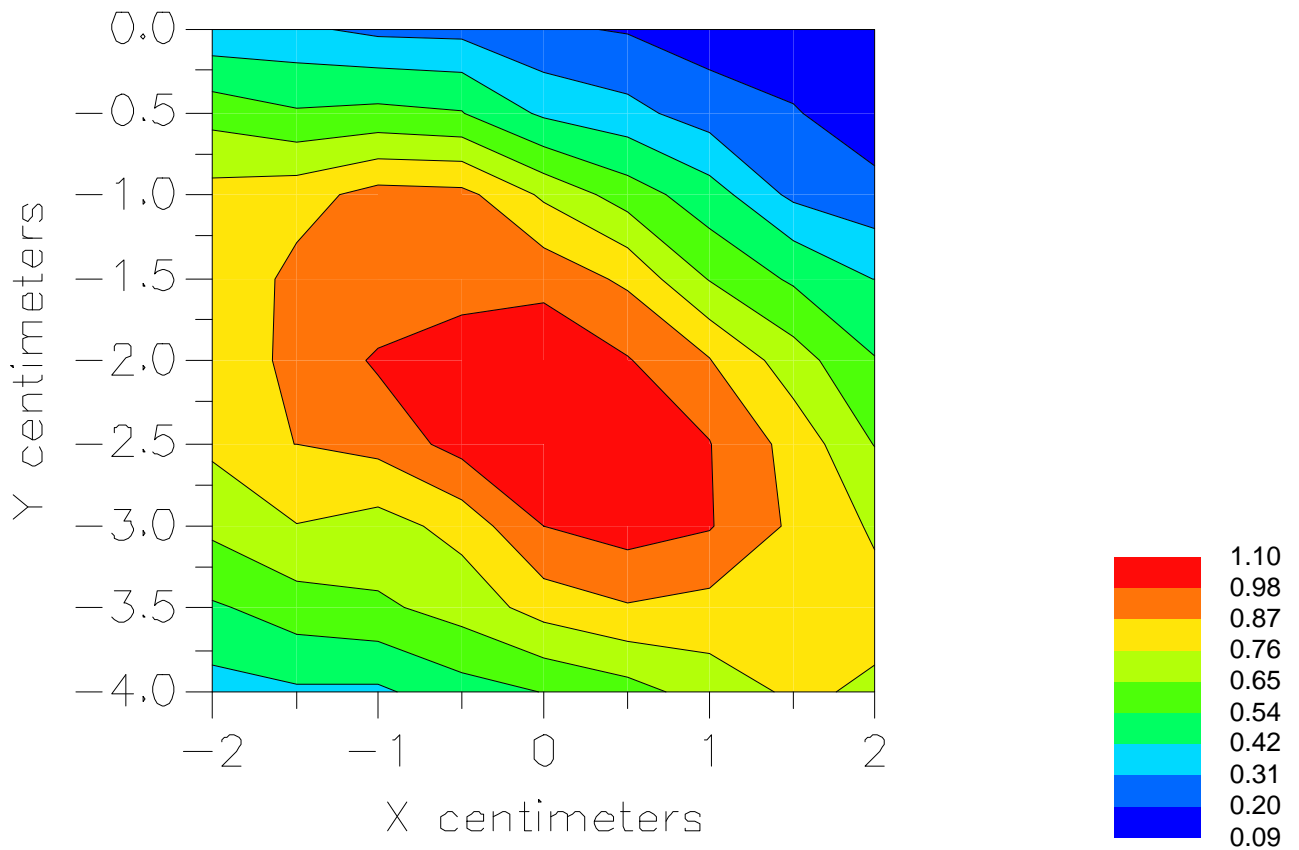


File : 01112642\_ZOOM

Start : 26-Nov-101 05:23:32 pm End : 26-Nov-101 05:43:05 pm

SANYO/SCP-6200/2;824.04MHz;W;Helical/Out;

Head/Left Ear;ZOOM/SAR;PCTEST/E Field/0 DegreesBrain/41.500/0.900



File : c:/idx3/SYSTEM/SARMEAS3/data/Normal/01112640\_ZOOM.VLT  
Start : 26-Nov-101 05:20:43 pm End : 26-Nov-101 05:21:38 pm

Radio Type : SANYO  
Model Number : SCP-6200  
Serial Number : 2  
Frequency : 836.49 MHz  
Peak Trans. Pwr : 0.270 W  
Start Trans. Pwr : 0.270 W  
Antenna Type : Helical  
Antenna Posn. : In  
Phantom Type : Head  
Phantom Posn. : Left Ear  
Scan Type : SAR  
Probe Name : PCTEST  
Field Type : E Field  
Orientation : 0 Degrees

Mixture Type = Brain  
Mixture Dielectric Constant = 41.500  
Mixture Conductivity = 0.900

Comment :  
SANYO DUAL-BAND PHONE - AMPS MODE  
CH 0383 Conducted 24.3 dBm  
SANYO DUAL-BAND PHONE

Robot : PCTEST

Probe Offset = 0.20 cm  
Sensor Factor = 0.0108  
Conversion Factor = 0.325

PCTEST Amplifier Channel Settings : 0.239 0.278 0.294

Max Location : X = 0.250, Y = -2.500, Z = 0.000 (cm) Value = 37.577

Measured Values (volts) =  
2.809E-002 2.180E-002 1.875E-002 1.598E-002 1.399E-002 1.193E-002  
1.023E-002 8.730E-003 7.740E-003 6.671E-003 5.684E-003 5.259E-003  
4.190E-003 4.108E-003 3.667E-003 3.125E-003 3.036E-003 2.840E-003  
2.606E-003 2.513E-003 2.647E-003

Calc. Voltage @ Surface (Vs) = 0.0331

Voltage @ 1.00 cm (Vt) = 0.0156

Ave. Voltage (Vs+Vt)/2 = 0.0243

Ave. SAR over 1 g (mW/g) = 0.7319

File : c:/idx3/SYSTEM/SARMEAS3/data/Normal/01112643\_ZOOM.VLT  
Start : 26-Nov-101 05:43:35 pm End : 26-Nov-101 05:44:30 pm

Radio Type : SANYO  
Model Number : SCP-6200  
Serial Number : 2  
Frequency : 836.49 MHz  
Peak Trans. Pwr : 0.270 W  
Start Trans. Pwr : 0.270 W  
Antenna Type : Helical  
Antenna Posn. : Out  
Phantom Type : Head  
Phantom Posn. : Left Ear  
Scan Type : SAR  
Probe Name : PCTEST  
Field Type : E Field  
Orientation : 0 Degrees

Mixture Type = Brain  
Mixture Dielectric Constant = 41.500  
Mixture Conductivity = 0.900

Comment :  
SANYO DUAL-BAND PHONE - AMPS MODE  
CH 0383 Conducted 24.3 dBm  
SANYO DUAL-BAND PHONE

Robot : PCTEST

Probe Offset = 0.20 cm  
Sensor Factor = 0.0108  
Conversion Factor = 0.325

PCTEST Amplifier Channel Settings : 0.239 0.278 0.294

Max Location : X = 0.500, Y = -2.500, Z = 0.000 (cm) Value = 36.423

Measured Values (volts) =  
3.049E-002 2.358E-002 1.986E-002 1.679E-002 1.443E-002 1.248E-002  
1.031E-002 8.829E-003 7.586E-003 6.523E-003 5.452E-003 4.673E-003  
4.131E-003 4.229E-003 3.120E-003 2.871E-003 2.728E-003 2.395E-003  
2.350E-003 2.311E-003 2.140E-003

Calc. Voltage @ Surface (Vs) = 0.0362

Voltage @ 1.00 cm (Vt) = 0.0163

Ave. Voltage (Vs+Vt)/2 = 0.0263

Ave. SAR over 1 g (mW/g) = 0.7903

File : c:/idx3/SYSTEM/SARMEAS3/data/Normal/01112641\_ZOOM.VLT  
Start : 26-Nov-101 05:22:02 pm End : 26-Nov-101 05:22:57 pm

Radio Type : SANYO  
Model Number : SCP-6200  
Serial Number : 2  
Frequency : 848.97 MHz  
Peak Trans. Pwr : 0.270 W  
Start Trans. Pwr : 0.270 W  
Antenna Type : Helical  
Antenna Posn. : In  
Phantom Type : Head  
Phantom Posn. : Left Ear  
Scan Type : SAR  
Probe Name : PCTEST  
Field Type : E Field  
Orientation : 0 Degrees

Mixture Type = Brain  
Mixture Dielectric Constant = 41.500  
Mixture Conductivity = 0.900

Comment :  
SANYO DUAL-BAND PHONE - AMPS MODE  
CH 0799 Conducted 24.3 dBm  
SANYO DUAL-BAND PHONE

Robot : PCTEST

Probe Offset = 0.20 cm  
Sensor Factor = 0.0108  
Conversion Factor = 0.325

PCTEST Amplifier Channel Settings : 0.239 0.278 0.294

Max Location : X = 0.250, Y = -2.500, Z = 0.000 (cm) Value = 37.577

Measured Values (volts) =  
2.506E-002 2.044E-002 1.732E-002 1.483E-002 1.285E-002 1.110E-002  
9.521E-003 7.906E-003 6.887E-003 6.237E-003 5.528E-003 4.496E-003  
4.259E-003 3.929E-003 3.432E-003 3.321E-003 2.962E-003 2.535E-003  
2.780E-003 2.685E-003 2.730E-003

Calc. Voltage @ Surface (Vs) = 0.0290

Voltage @ 1.00 cm (Vt) = 0.0144

Ave. Voltage (Vs+Vt)/2 = 0.0217

Ave. SAR over 1 g (mW/g) = 0.6543

File : c:/idx3/SYSTEM/SARMEAS3/data/Normal/01112644\_ZOOM.VLT  
Start : 26-Nov-101 05:45:03 pm End : 26-Nov-101 05:45:57 pm

Radio Type : SANYO  
Model Number : SCP-6200  
Serial Number : 2  
Frequency : 848.97 MHz  
Peak Trans. Pwr : 0.270 W  
Start Trans. Pwr : 0.270 W  
Antenna Type : Helical  
Antenna Posn. : Out  
Phantom Type : Head  
Phantom Posn. : Left Ear  
Scan Type : SAR  
Probe Name : PCTEST  
Field Type : E Field  
Orientation : 0 Degrees

Mixture Type = Brain  
Mixture Dielectric Constant = 41.500  
Mixture Conductivity = 0.900

Comment :  
SANYO DUAL-BAND PHONE - AMPS MODE  
CH 0799 Conducted 24.3 dBm  
SANYO DUAL-BAND PHONE

Robot : PCTEST

Probe Offset = 0.20 cm  
Sensor Factor = 0.0108  
Conversion Factor = 0.325

PCTEST Amplifier Channel Settings : 0.239 0.278 0.294

Max Location : X = 0.500, Y = -2.500, Z = 0.000 (cm) Value = 36.423

Measured Values (volts) =  
2.775E-002 2.135E-002 1.820E-002 1.539E-002 1.321E-002 1.118E-002  
9.245E-003 7.886E-003 6.862E-003 5.900E-003 4.909E-003 4.442E-003  
3.951E-003 3.518E-003 3.260E-003 2.853E-003 2.672E-003 2.367E-003  
2.250E-003 2.346E-003 2.301E-003

Calc. Voltage @ Surface (Vs) = 0.0329

Voltage @ 1.00 cm (Vt) = 0.0150

Ave. Voltage (Vs+Vt)/2 = 0.0239

Ave. SAR over 1 g (mW/g) = 0.7199

File : c:/idx3/SYSTEM/SARMEAS3/data/Normal/01112646\_ZOOM.VLT  
Start : 26-Nov-101 05:53:58 pm End : 26-Nov-101 06:04:01 pm

Radio Type : SANYO  
Model Number : SCP-6200  
Serial Number : 2  
Frequency : 824.04 MHz  
Peak Trans. Pwr : 0.270 W  
Start Trans. Pwr : 0.270 W  
Antenna Type : Helical  
Antenna Posn. : Out  
Phantom Type : Head  
Phantom Posn. : Left Ear  
Scan Type : ZOOM/SAR  
Probe Name : PCTEST  
Field Type : E Field  
Orientation : 0 Degrees

Mixture Type = Brain  
Mixture Dielectric Constant = 41.500  
Mixture Conductivity = 0.900

Comment :  
SANYO DUAL-BAND PHONE - AMPS MODE  
CH 0991 Conducted 24.3 dBm  
SANYO DUAL-BAND PHONE

Robot : PCTEST

Probe Offset = 0.20 cm  
Sensor Factor = 0.0108  
Conversion Factor = 0.325

PCTEST Amplifier Channel Settings : 0.239 0.278 0.294

Max Location : X = 0.500, Y = -2.500, Z = 0.000 (cm) Value = 36.142

Measured Values (volts) =  
3.358E-002 2.700E-002 2.270E-002 1.947E-002 1.667E-002 1.374E-002  
1.178E-002 1.027E-002 8.547E-003 7.563E-003 6.397E-003 5.546E-003  
4.961E-003 4.226E-003 3.686E-003 2.953E-003 2.974E-003 2.662E-003  
2.652E-003 2.480E-003 2.395E-003

Calc. Voltage @ Surface (Vs) = 0.0393

Voltage @ 1.00 cm (Vt) = 0.0189


Ave. Voltage (Vs+Vt)/2 = 0.0291

Ave. SAR over 1 g (mW/g) = 0.8755

# Peak SAR Location

---

## 800 MHz Head SAR (Tilt)





File : c:/idx3/SYSTEM/SARMEAS3/data/Normal/01112604\_ZOOM.VLT  
Start : 26-Nov-101 10:48:04 am End : 26-Nov-101 10:57:52 am

Radio Type : SANYO  
Model Number : SCP-6200  
Serial Number : 2  
Frequency : 824.04 MHz  
Peak Trans. Pwr : 0.270 W  
Start Trans. Pwr : 0.270 W  
Antenna Type : Helical  
Antenna Posn. : In  
Phantom Type : Head  
Phantom Posn. : Right Ear  
Scan Type : ZOOM/SAR  
Probe Name : PCTEST  
Field Type : E Field  
Orientation : 0 Degrees

Mixture Type = Brain  
Mixture Dielectric Constant = 41.500  
Mixture Conductivity = 0.900

Comment :  
SANYO DUAL-BAND PHONE - AMPS MODE  
CH 0991 Conducted 24.3 dBm  
SANYO DUAL-BAND PHONE

Robot : PCTEST

Probe Offset = 0.20 cm  
Sensor Factor = 0.0108  
Conversion Factor = 0.325

PCTEST Amplifier Channel Settings : 0.239 0.278 0.294

Max Location : X = -0.750, Y = -1.500, Z = 0.000 (cm) Value = 23.231

Measured Values (volts) =  
2.032E-002 1.378E-002 1.035E-002 8.229E-003 6.402E-003 5.234E-003  
4.346E-003 3.665E-003 3.283E-003 2.696E-003 2.701E-003 2.491E-003  
2.210E-003 2.278E-003 1.955E-003 1.860E-003 2.100E-003 2.200E-003  
2.114E-003 2.215E-003 2.387E-003

Calc. Voltage @ Surface (Vs) = 0.0266

Voltage @ 1.00 cm (Vt) = 0.0079

Ave. Voltage (Vs+Vt)/2 = 0.0173

Ave. SAR over 1 g (mW/g) = 0.5191

File : c:/idx3/SYSTEM/SARMEAS3/data/Normal/01112610\_ZOOM.VLT  
Start : 26-Nov-101 11:17:20 am End : 26-Nov-101 11:27:07 am

Radio Type : SANYO  
Model Number : SCP-6200  
Serial Number : 2  
Frequency : 824.04 MHz  
Peak Trans. Pwr : 0.270 W  
Start Trans. Pwr : 0.270 W  
Antenna Type : Helical  
Antenna Posn. : Out  
Phantom Type : Head  
Phantom Posn. : Right Ear  
Scan Type : ZOOM/SAR  
Probe Name : PCTEST  
Field Type : E Field  
Orientation : 0 Degrees

Mixture Type = Brain  
Mixture Dielectric Constant = 41.500  
Mixture Conductivity = 0.900

Comment :  
SANYO DUAL-BAND PHONE - AMPS MODE  
CH 0991 Conducted 24.3 dBm  
SANYO DUAL-BAND PHONE

Robot : PCTEST

Probe Offset = 0.20 cm  
Sensor Factor = 0.0108  
Conversion Factor = 0.325

PCTEST Amplifier Channel Settings : 0.239 0.278 0.294

Max Location : X = -0.750, Y = -1.500, Z = 0.000 (cm) Value = 37.217

Measured Values (volts) =  
3.637E-002 2.408E-002 1.745E-002 1.373E-002 1.086E-002 9.068E-003  
7.357E-003 6.082E-003 5.002E-003 4.423E-003 3.852E-003 3.240E-003  
2.791E-003 2.568E-003 2.157E-003 1.771E-003 2.055E-003 2.067E-003  
2.009E-003 2.026E-003 2.184E-003

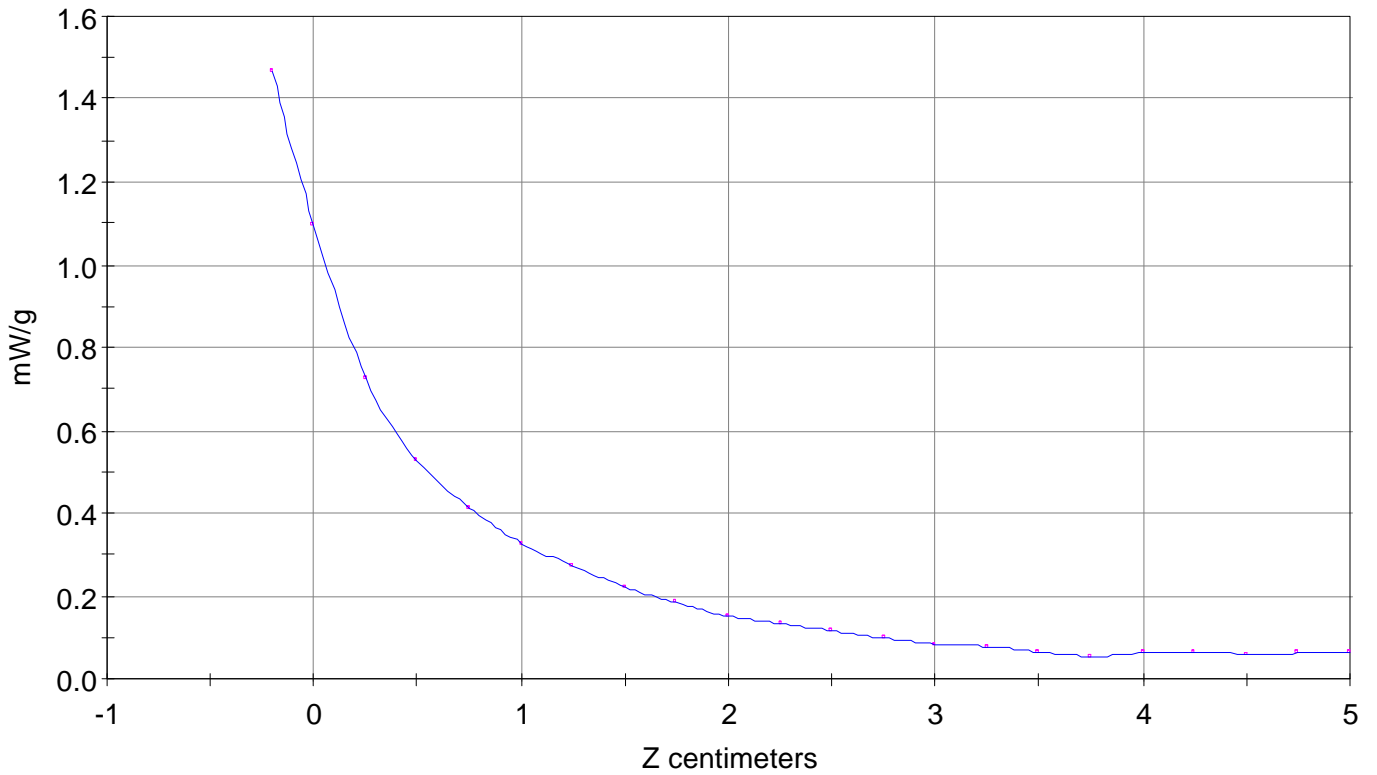
Calc. Voltage @ Surface (Vs) = 0.0488

Voltage @ 1.00 cm (Vt) = 0.0132

Ave. Voltage (Vs+Vt)/2 = 0.0310

Ave. SAR over 1 g (mW/g) = 0.9325

SAR Scan  
File : 01112610\_ZOOM  
Start : 26-Nov-101 11:17:20 am End : 26-Nov-101 11:27:07 am  
SANYO/SCP-6200/2;824.04MHz;W;Helical/Out;  
Head/Right Ear;ZOOM/SAR;PCTEST/E Field/0 DegreesBrain/41.500/0.900

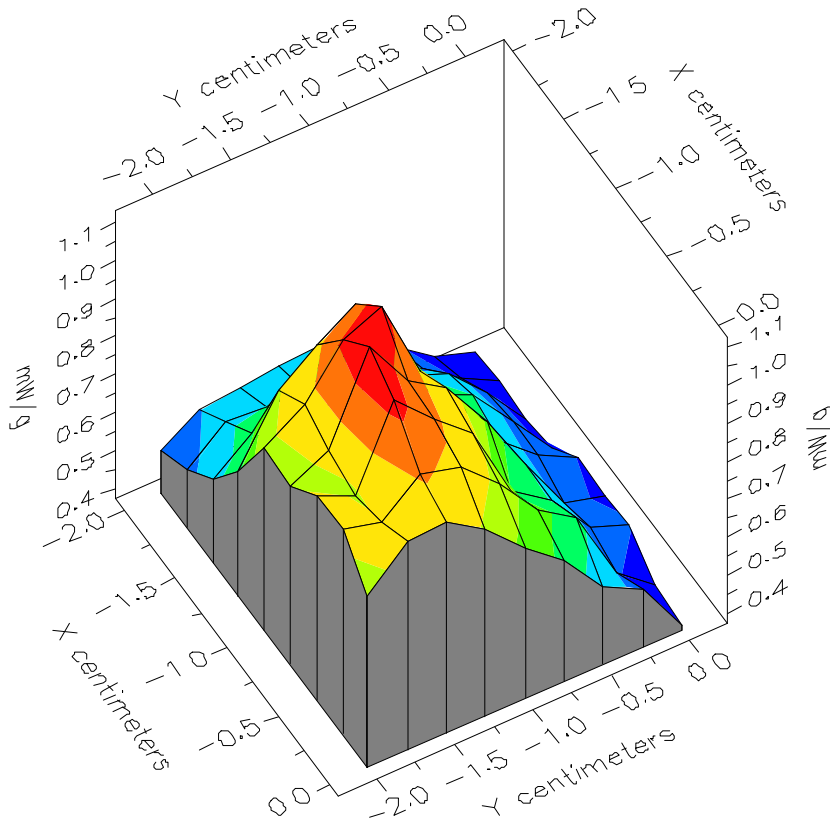


File : 01112610\_ZOOM

Start : 26-Nov-101 11:17:20 am End : 26-Nov-101 11:27:07 am

SANYO/SCP-6200/2;824.04MHz;W;Helical/Out;

Head/Right Ear;ZOOM/SAR;PCTEST/E Field/0 DegreesBrain/41.500/0.900

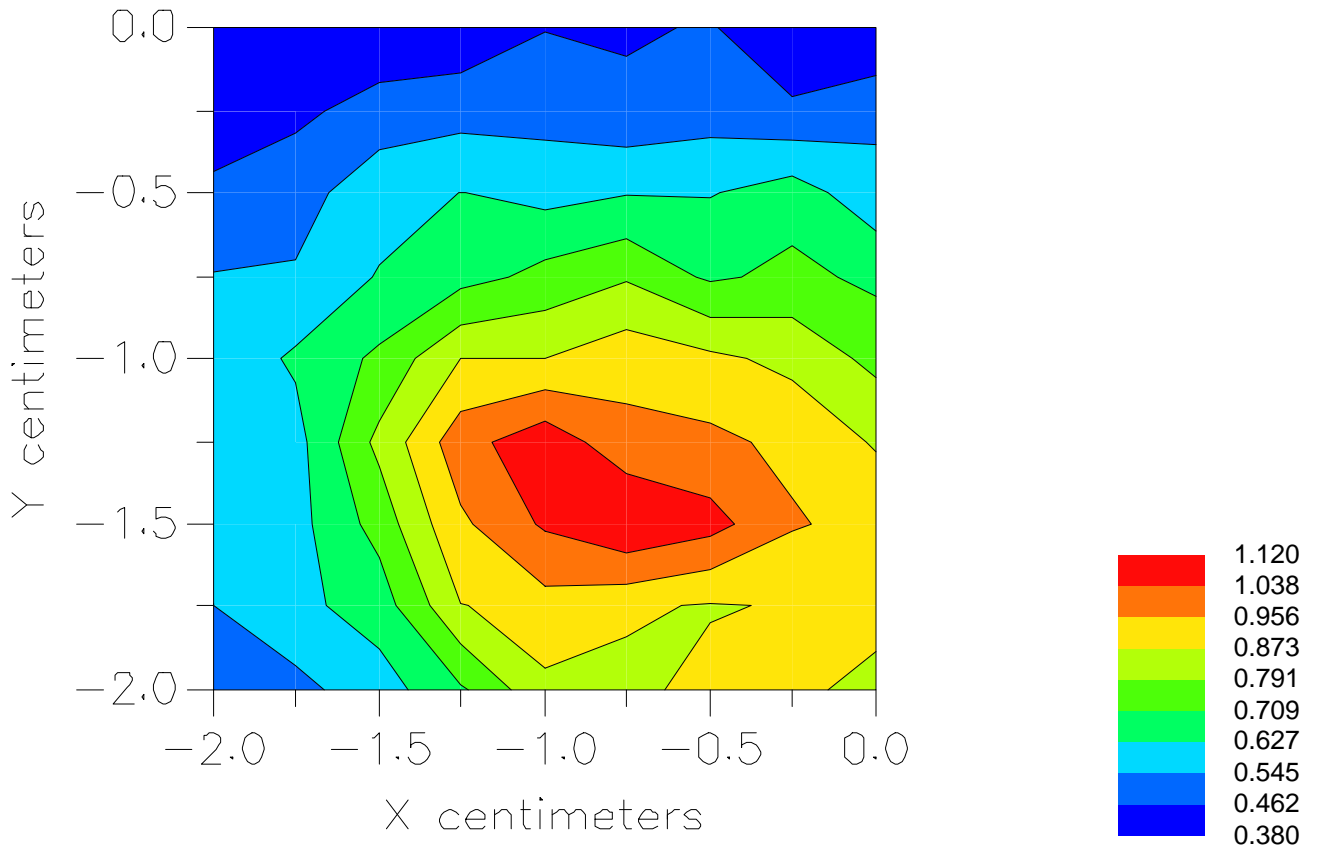


File : 01112610\_ZOOM

Start : 26-Nov-101 11:17:20 am End : 26-Nov-101 11:27:07 am

SANYO/SCP-6200/2;824.04MHz;W;Helical/Out;

Head/Right Ear;ZOOM/SAR;PCTEST/E Field/0 DegreesBrain/41.500/0.900



File : c:/idx3/SYSTEM/SARMEAS3/data/Normal/01112609\_ZOOM.VLT  
Start : 26-Nov-101 11:13:34 am End : 26-Nov-101 11:14:28 am

Radio Type : SANYO  
Model Number : SCP-6200  
Serial Number : 2  
Frequency : 836.49 MHz  
Peak Trans. Pwr : 0.270 W  
Start Trans. Pwr : 0.270 W  
Antenna Type : Helical  
Antenna Posn. : In  
Phantom Type : Head  
Phantom Posn. : Right Ear  
Scan Type : SAR  
Probe Name : PCTEST  
Field Type : E Field  
Orientation : 0 Degrees

Mixture Type = Brain  
Mixture Dielectric Constant = 41.500  
Mixture Conductivity = 0.900

Comment :  
SANYO DUAL-BAND PHONE - AMPS MODE  
CH 0383 Conducted 24.3 dBm  
SANYO DUAL-BAND PHONE

Robot : PCTEST

Probe Offset = 0.20 cm  
Sensor Factor = 0.0108  
Conversion Factor = 0.325

PCTEST Amplifier Channel Settings : 0.239 0.278 0.294

Max Location : X = -0.750, Y = -1.500, Z = 0.000 (cm) Value = 30.286

Measured Values (volts) =  
2.623E-002 1.734E-002 1.328E-002 9.838E-003 8.099E-003 6.452E-003  
5.397E-003 4.653E-003 4.065E-003 3.370E-003 3.057E-003 2.646E-003  
2.233E-003 2.303E-003 2.043E-003 2.058E-003 2.027E-003 2.082E-003  
2.242E-003 2.196E-003 2.257E-003

Calc. Voltage @ Surface (Vs) = 0.0345

Voltage @ 1.00 cm (Vt) = 0.0095

Ave. Voltage (Vs+Vt)/2 = 0.0220

Ave. SAR over 1 g (mW/g) = 0.6621

File : c:/idx3/SYSTEM/SARMEAS3/data/Normal/01112605\_ZOOM.VLT  
Start : 26-Nov-101 10:58:50 am End : 26-Nov-101 11:08:38 am

Radio Type : SANYO  
Model Number : SCP-6200  
Serial Number : 2  
Frequency : 836.49 MHz  
Peak Trans. Pwr : 0.270 W  
Start Trans. Pwr : 0.270 W  
Antenna Type : Helical  
Antenna Posn. : Out  
Phantom Type : Head  
Phantom Posn. : Right Ear  
Scan Type : ZOOM/SAR  
Probe Name : PCTEST  
Field Type : E Field  
Orientation : 0 Degrees

Mixture Type = Brain  
Mixture Dielectric Constant = 41.500  
Mixture Conductivity = 0.900

Comment :  
SANYO DUAL-BAND PHONE - AMPS MODE  
CH 0383 Conducted 24.3 dBm  
SANYO DUAL-BAND PHONE

Robot : PCTEST

Probe Offset = 0.20 cm  
Sensor Factor = 0.0108  
Conversion Factor = 0.325

PCTEST Amplifier Channel Settings : 0.239 0.278 0.294

Max Location : X = -0.750, Y = -1.500, Z = 0.000 (cm) Value = 30.286

Measured Values (volts) =  
3.052E-002 2.048E-002 1.554E-002 1.221E-002 1.015E-002 8.171E-003  
7.005E-003 5.574E-003 5.095E-003 4.373E-003 3.836E-003 3.503E-003  
3.280E-003 3.006E-003 2.762E-003 2.355E-003 2.523E-003 2.521E-003  
2.117E-003 2.451E-003 2.565E-003

Calc. Voltage @ Surface (Vs) = 0.0400

Voltage @ 1.00 cm (Vt) = 0.0118

Ave. Voltage (Vs+Vt)/2 = 0.0259

Ave. SAR over 1 g (mW/g) = 0.7800

File : c:/idx3/SYSTEM/SARMEAS3/data/Normal/01112608\_ZOOM.VLT  
Start : 26-Nov-101 11:11:53 am End : 26-Nov-101 11:12:48 am

Radio Type : SANYO  
Model Number : SCP-6200  
Serial Number : 2  
Frequency : 848.97 MHz  
Peak Trans. Pwr : 0.270 W  
Start Trans. Pwr : 0.270 W  
Antenna Type : Helical  
Antenna Posn. : In  
Phantom Type : Head  
Phantom Posn. : Right Ear  
Scan Type : SAR  
Probe Name : PCTEST  
Field Type : E Field  
Orientation : 0 Degrees

Mixture Type = Brain  
Mixture Dielectric Constant = 41.500  
Mixture Conductivity = 0.900

Comment :  
SANYO DUAL-BAND PHONE - AMPS MODE  
CH 0799 Conducted 24.3 dBm  
SANYO DUAL-BAND PHONE

Robot : PCTEST

Probe Offset = 0.20 cm  
Sensor Factor = 0.0108  
Conversion Factor = 0.325

PCTEST Amplifier Channel Settings : 0.239 0.278 0.294

Max Location : X = -0.750, Y = -1.500, Z = 0.000 (cm) Value = 30.286

Measured Values (volts) =  
2.677E-002 1.811E-002 1.327E-002 1.023E-002 8.233E-003 6.546E-003  
5.516E-003 4.656E-003 4.130E-003 3.422E-003 3.148E-003 2.839E-003  
2.545E-003 2.488E-003 2.334E-003 2.066E-003 2.285E-003 2.364E-003  
2.282E-003 2.383E-003 2.488E-003

Calc. Voltage @ Surface (Vs) = 0.0355

Voltage @ 1.00 cm (Vt) = 0.0098

Ave. Voltage (Vs+Vt)/2 = 0.0226

Ave. SAR over 1 g (mW/g) = 0.6816



File : c:/idx3/SYSTEM/SARMEAS3/data/Normal/01112607\_ZOOM.VLT  
Start : 26-Nov-101 11:10:30 am End : 26-Nov-101 11:11:25 am

Radio Type : SANYO  
Model Number : SCP-6200  
Serial Number : 2  
Frequency : 848.97 MHz  
Peak Trans. Pwr : 0.270 W  
Start Trans. Pwr : 0.270 W  
Antenna Type : Helical  
Antenna Posn. : Out  
Phantom Type : Head  
Phantom Posn. : Right Ear  
Scan Type : SAR  
Probe Name : PCTEST  
Field Type : E Field  
Orientation : 0 Degrees

Mixture Type = Brain  
Mixture Dielectric Constant = 41.500  
Mixture Conductivity = 0.900

Comment :  
SANYO DUAL-BAND PHONE - AMPS MODE  
CH 0799 Conducted 24.3 dBm  
SANYO DUAL-BAND PHONE

Robot : PCTEST

Probe Offset = 0.20 cm  
Sensor Factor = 0.0108  
Conversion Factor = 0.325

PCTEST Amplifier Channel Settings : 0.239 0.278 0.294

Max Location : X = -0.750, Y = -1.500, Z = 0.000 (cm) Value = 30.286

Measured Values (volts) =  
2.868E-002 1.917E-002 1.424E-002 1.117E-002 9.469E-003 7.558E-003  
6.518E-003 5.420E-003 4.810E-003 4.215E-003 3.815E-003 3.412E-003  
3.035E-003 2.899E-003 2.743E-003 2.322E-003 2.602E-003 2.550E-003  
2.415E-003 2.577E-003 2.477E-003

Calc. Voltage @ Surface (Vs) = 0.0380

Voltage @ 1.00 cm (Vt) = 0.0108

Ave. Voltage (Vs+Vt)/2 = 0.0244

Ave. SAR over 1 g (mW/g) = 0.7345

File : c:/idx3/SYSTEM/SARMEAS3/data/Normal/01112603\_ZOOM.VLT  
Start : 26-Nov-101 10:45:31 am End : 26-Nov-101 10:46:25 am

Radio Type : SANYO  
Model Number : SCP-6200  
Serial Number : 2  
Frequency : 824.04 MHz  
Peak Trans. Pwr : 0.270 W  
Start Trans. Pwr : 0.270 W  
Antenna Type : Helical  
Antenna Posn. : Out  
Phantom Type : Head  
Phantom Posn. : Right Ear  
Scan Type : SAR  
Probe Name : PCTEST  
Field Type : E Field  
Orientation : 0 Degrees

Mixture Type = Brain  
Mixture Dielectric Constant = 41.500  
Mixture Conductivity = 0.900

Comment :  
SANYO DUAL-BAND PHONE - AMPS MODE  
CH 0991 Conducted 24.3 dBm  
SANYO DUAL-BAND PHONE

Robot : PCTEST

Probe Offset = 0.20 cm  
Sensor Factor = 0.0108  
Conversion Factor = 0.325

PCTEST Amplifier Channel Settings : 0.239 0.278 0.294

Max Location : X = -0.750, Y = -1.500, Z = 0.000 (cm) Value = 37.720

Measured Values (volts) =  
3.608E-002 2.298E-002 1.723E-002 1.344E-002 1.065E-002 8.799E-003  
6.994E-003 5.526E-003 4.817E-003 4.098E-003 3.615E-003 3.203E-003  
2.795E-003 2.721E-003 2.250E-003 2.185E-003 2.196E-003 2.245E-003  
2.307E-003 2.227E-003 2.280E-003

Calc. Voltage @ Surface (Vs) = 0.0486

Voltage @ 1.00 cm (Vt) = 0.0129

Ave. Voltage (Vs+Vt)/2 = 0.0308

Ave. SAR over 1 g (mW/g) = 0.9255

File : c:/idx3/SYSTEM/SARMEAS3/data/Normal/01112635\_ZOOM.VLT  
Start : 26-Nov-101 04:10:40 pm End : 26-Nov-101 04:30:33 pm

Radio Type : SANYO  
Model Number : SCP-6200  
Serial Number : 2  
Frequency : 824.04 MHz  
Peak Trans. Pwr : 0.270 W  
Start Trans. Pwr : 0.270 W  
Antenna Type : Helical  
Antenna Posn. : In  
Phantom Type : Head  
Phantom Posn. : Left Ear  
Scan Type : ZOOM/SAR  
Probe Name : PCTEST  
Field Type : E Field  
Orientation : 0 Degrees

Mixture Type = Brain  
Mixture Dielectric Constant = 41.500  
Mixture Conductivity = 0.900

Comment :  
SANYO DUAL-BAND PHONE - AMPS MODE  
CH 0991 Conducted 24.3 dBm  
SANYO DUAL-BAND PHONE - TILT

Robot : PCTEST

Probe Offset = 0.20 cm  
Sensor Factor = 0.0108  
Conversion Factor = 0.325

PCTEST Amplifier Channel Settings : 0.239 0.278 0.294

Max Location : X = -0.500, Y = -1.750, Z = 0.000 (cm) Value = 23.269

Measured Values (volts) =  
2.462E-002 1.196E-002 9.066E-003 6.927E-003 5.393E-003 4.556E-003  
4.007E-003 3.492E-003 3.105E-003 2.555E-003 2.333E-003 2.282E-003  
2.119E-003 1.759E-003 1.610E-003 1.677E-003 1.852E-003 1.750E-003  
1.789E-003 2.072E-003 2.071E-003

Calc. Voltage @ Surface (Vs) = 0.0375

Voltage @ 1.00 cm (Vt) = 0.0066

Ave. Voltage (Vs+Vt)/2 = 0.0220

Ave. SAR over 1 g (mW/g) = 0.6631

File : c:/idx3/SYSTEM/SARMEAS3/data/Normal/01112628\_ZOOM.VLT  
Start : 26-Nov-101 02:31:59 pm End : 26-Nov-101 02:50:49 pm

Radio Type : SANYO  
Model Number : SCP-6200  
Serial Number : 2  
Frequency : 824.04 MHz  
Peak Trans. Pwr : 0.270 W  
Start Trans. Pwr : 0.270 W  
Antenna Type : Helical  
Antenna Posn. : Out  
Phantom Type : Head  
Phantom Posn. : Left Ear  
Scan Type : ZOOM/SAR  
Probe Name : PCTEST  
Field Type : E Field  
Orientation : 0 Degrees

Mixture Type = Brain  
Mixture Dielectric Constant = 41.500  
Mixture Conductivity = 0.900

Comment :  
SANYO DUAL-BAND PHONE - AMPS MODE  
CH 0991 Conducted 24.3 dBm  
SANYO DUAL-BAND PHONE - TILT

Robot : PCTEST

Probe Offset = 0.20 cm  
Sensor Factor = 0.0108  
Conversion Factor = 0.325

PCTEST Amplifier Channel Settings : 0.239 0.278 0.294

Max Location : X = -0.500, Y = -1.500, Z = 0.000 (cm) Value = 37.156

Measured Values (volts) =  
3.386E-002 2.007E-002 1.489E-002 1.161E-002 1.023E-002 8.098E-003  
7.258E-003 5.645E-003 5.380E-003 4.321E-003 3.551E-003 3.441E-003  
2.919E-003 2.814E-003 2.406E-003 2.407E-003 2.085E-003 2.033E-003  
2.234E-003 2.036E-003 2.102E-003

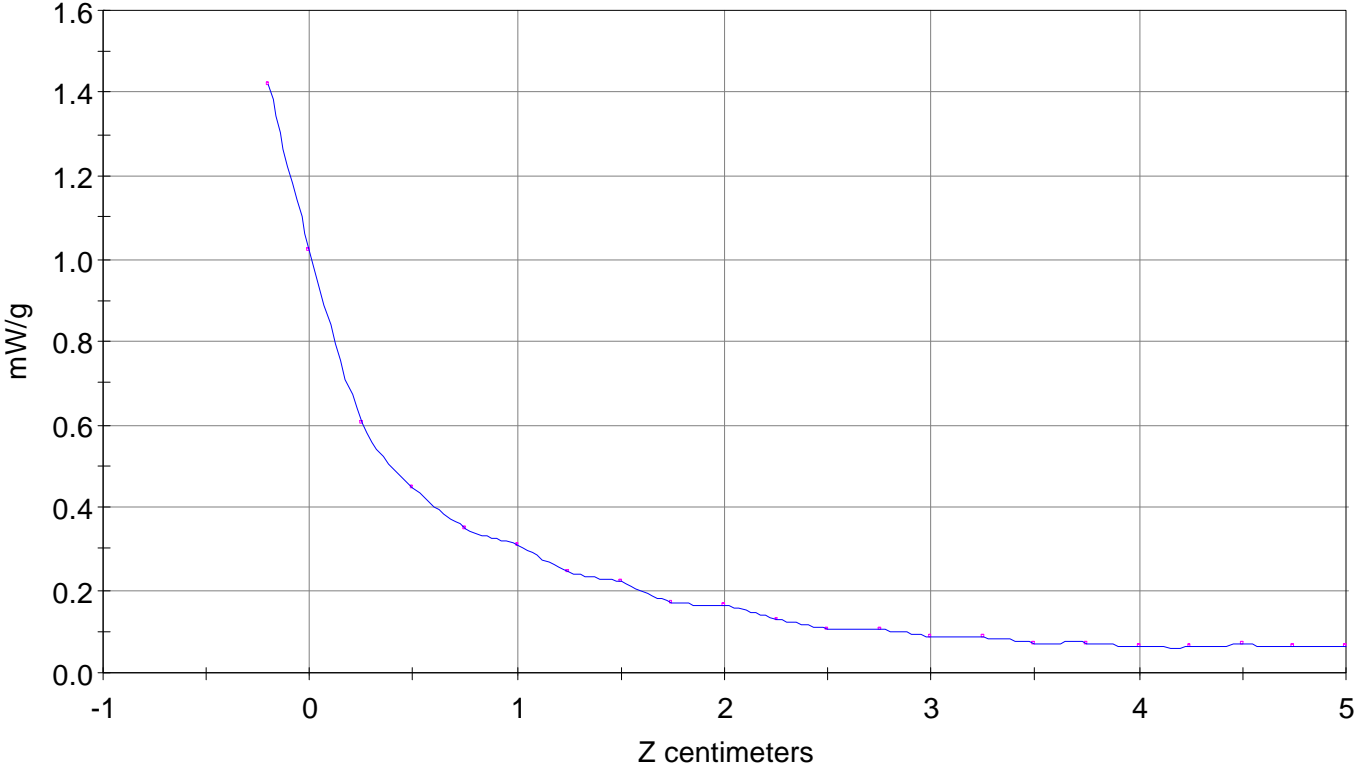
Calc. Voltage @ Surface (Vs) = 0.0473

Voltage @ 1.00 cm (Vt) = 0.0113

Ave. Voltage (Vs+Vt)/2 = 0.0293

Ave. SAR over 1 g (mW/g) = 0.8818

SAR Scan  
File : 01112628\_ZOOM  
Start : 26-Nov-101 02:31:59 pm End : 26-Nov-101 02:50:49 pm  
SANYO/SCP-6200/2;824.04MHz;W;Helical/Out;  
Head/Left Ear;ZOOM/SAR;PCTEST/E Field/0 DegreesBrain/41.500/0.900

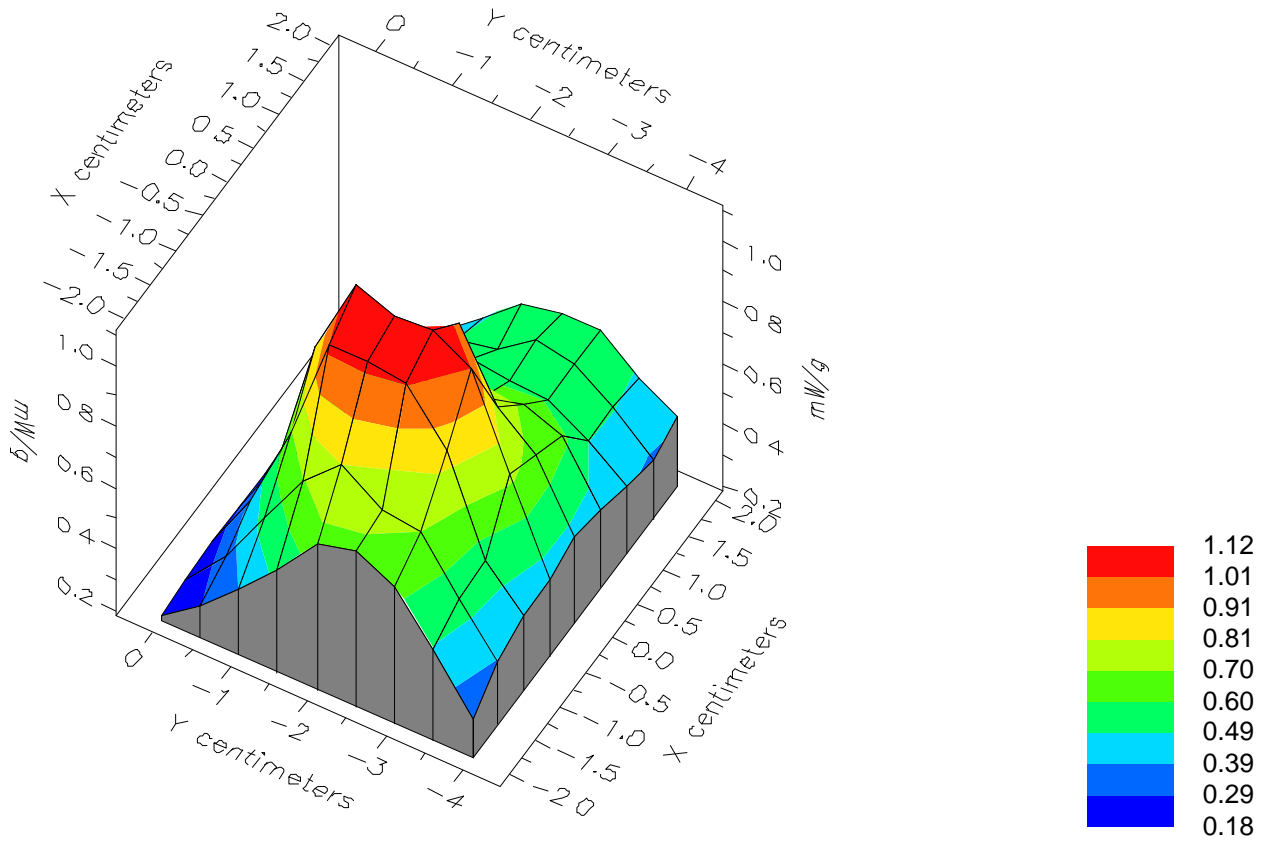


File : 01112628\_ZOOM

Start : 26-Nov-101 02:31:59 pm End : 26-Nov-101 02:50:49 pm

SANYO/SCP-6200/2;824.04MHz;W;Helical/Out;

Head/Left Ear;ZOOM/SAR;PCTEST/E Field/0 DegreesBrain/41.500/0.900

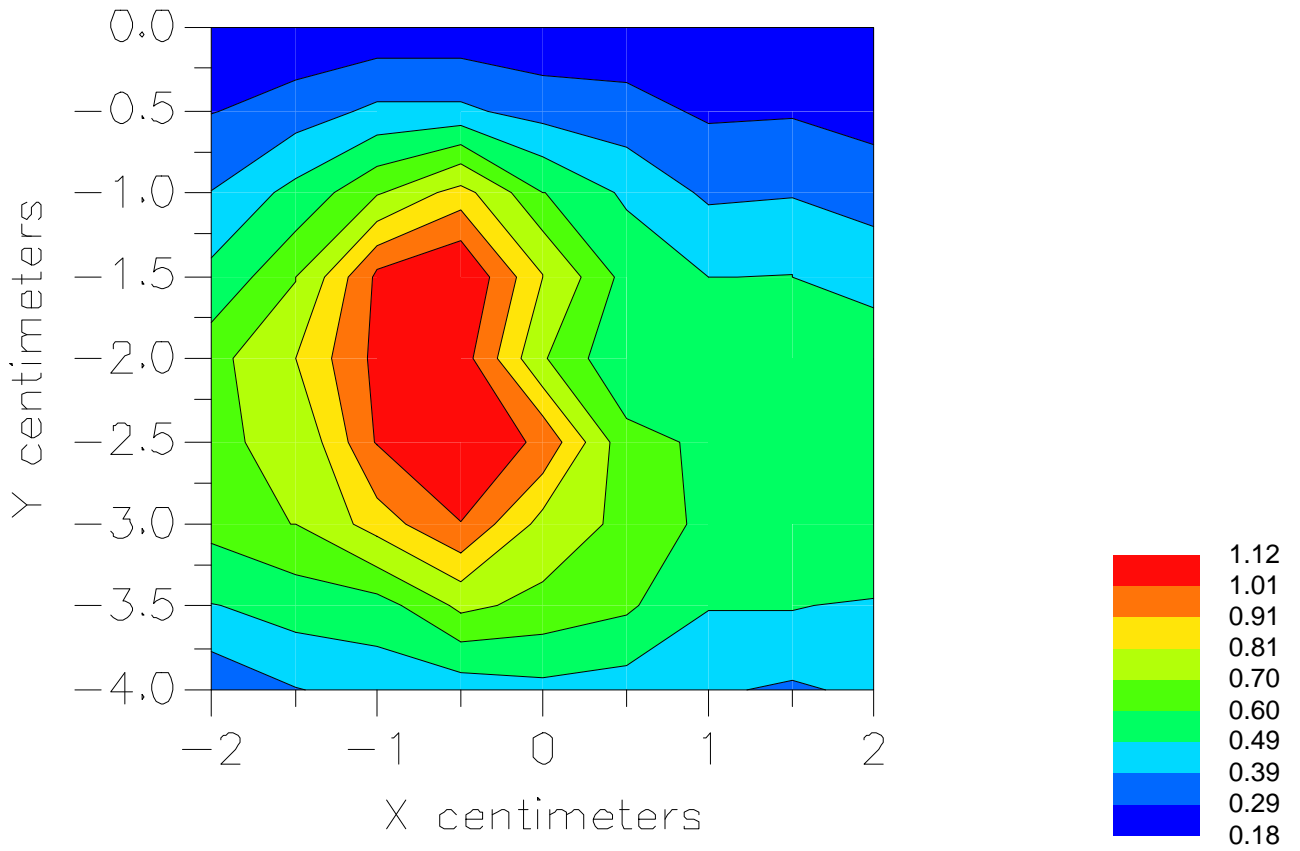


File : 01112628\_ZOOM

Start : 26-Nov-101 02:31:59 pm End : 26-Nov-101 02:50:49 pm

SANYO/SCP-6200/2;824.04MHz;W;Helical/Out;

Head/Left Ear;ZOOM/SAR;PCTEST/E Field/0 DegreesBrain/41.500/0.900



File : c:/idx3/SYSTEM/SARMEAS3/data/Normal/01112636\_ZOOM.VLT  
Start : 26-Nov-101 04:31:03 pm End : 26-Nov-101 04:33:19 pm

Radio Type : SANYO  
Model Number : SCP-6200  
Serial Number : 2  
Frequency : 836.49 MHz  
Peak Trans. Pwr : 0.270 W  
Start Trans. Pwr : 0.270 W  
Antenna Type : Helical  
Antenna Posn. : In  
Phantom Type : Head  
Phantom Posn. : Left Ear  
Scan Type : SAR  
Probe Name : PCTEST  
Field Type : E Field  
Orientation : 0 Degrees

Mixture Type = Brain  
Mixture Dielectric Constant = 41.500  
Mixture Conductivity = 0.900

Comment :  
SANYO DUAL-BAND PHONE - AMPS MODE  
CH 0383 Conducted 24.3 dBm  
SANYO DUAL-BAND PHONE - TILT

Robot : PCTEST

Probe Offset = 0.20 cm  
Sensor Factor = 0.0108  
Conversion Factor = 0.325

PCTEST Amplifier Channel Settings : 0.239 0.278 0.294

Max Location : X = -0.500, Y = -1.750, Z = 0.000 (cm) Value = 23.269

Measured Values (volts) =  
2.740E-002 1.248E-002 9.857E-003 8.155E-003 6.674E-003 5.601E-003  
4.740E-003 4.303E-003 3.793E-003 3.431E-003 2.972E-003 2.691E-003  
2.509E-003 2.484E-003 2.320E-003 2.209E-003 2.280E-003 1.928E-003  
2.144E-003 2.152E-003 2.351E-003

Calc. Voltage @ Surface (Vs) = 0.0425

Voltage @ 1.00 cm (Vt) = 0.0079

Ave. Voltage (Vs+Vt)/2 = 0.0252

Ave. SAR over 1 g (mW/g) = 0.7577



File : c:/idx3/SYSTEM/SARMEAS3/data/Normal/01112630\_ZOOM.VLT  
Start : 26-Nov-101 02:53:18 pm End : 26-Nov-101 02:54:13 pm

Radio Type : SANYO  
Model Number : SCP-6200  
Serial Number : 2  
Frequency : 836.49 MHz  
Peak Trans. Pwr : 0.270 W  
Start Trans. Pwr : 0.270 W  
Antenna Type : Helical  
Antenna Posn. : Out  
Phantom Type : Head  
Phantom Posn. : Left Ear  
Scan Type : SAR  
Probe Name : PCTEST  
Field Type : E Field  
Orientation : 0 Degrees

Mixture Type = Brain  
Mixture Dielectric Constant = 41.500  
Mixture Conductivity = 0.900

Comment :  
SANYO DUAL-BAND PHONE - AMPS MODE  
CH 0383 Conducted 24.3 dBm  
SANYO DUAL-BAND PHONE - TILT

Robot : PCTEST

Probe Offset = 0.20 cm  
Sensor Factor = 0.0108  
Conversion Factor = 0.325

PCTEST Amplifier Channel Settings : 0.239 0.278 0.294

Max Location : X = -0.500, Y = -1.500, Z = 0.000 (cm) Value = 37.156

Measured Values (volts) =  
3.149E-002 1.902E-002 1.410E-002 1.087E-002 9.099E-003 7.419E-003  
6.353E-003 5.587E-003 4.835E-003 4.406E-003 3.705E-003 3.431E-003  
3.153E-003 3.457E-003 2.873E-003 3.113E-003 2.521E-003 2.485E-003  
2.843E-003 2.504E-003 2.663E-003

Calc. Voltage @ Surface (Vs) = 0.0436

Voltage @ 1.00 cm (Vt) = 0.0105

Ave. Voltage (Vs+Vt)/2 = 0.0271

Ave. SAR over 1 g (mW/g) = 0.8145

File : c:/idx3/SYSTEM/SARMEAS3/data/Normal/01112637\_ZOOM.VLT  
Start : 26-Nov-101 04:33:51 pm End : 26-Nov-101 04:34:46 pm

Radio Type : SANYO  
Model Number : SCP-6200  
Serial Number : 2  
Frequency : 848.97 MHz  
Peak Trans. Pwr : 0.270 W  
Start Trans. Pwr : 0.270 W  
Antenna Type : Helical  
Antenna Posn. : In  
Phantom Type : Head  
Phantom Posn. : Left Ear  
Scan Type : SAR  
Probe Name : PCTEST  
Field Type : E Field  
Orientation : 0 Degrees

Mixture Type = Brain  
Mixture Dielectric Constant = 41.500  
Mixture Conductivity = 0.900

Comment :  
SANYO DUAL-BAND PHONE - AMPS MODE  
CH 0799 Conducted 24.3 dBm  
SANYO DUAL-BAND PHONE - TILT

Robot : PCTEST

Probe Offset = 0.20 cm  
Sensor Factor = 0.0108  
Conversion Factor = 0.325

PCTEST Amplifier Channel Settings : 0.239 0.278 0.294

Max Location : X = -0.500, Y = -1.750, Z = 0.000 (cm) Value = 23.269

Measured Values (volts) =  
1.966E-002 1.374E-002 1.042E-002 8.571E-003 6.715E-003 5.809E-003  
4.804E-003 4.379E-003 3.733E-003 3.492E-003 3.138E-003 2.772E-003  
2.469E-003 2.446E-003 2.134E-003 2.450E-003 2.470E-003 2.194E-003  
2.241E-003 2.208E-003 2.485E-003

Calc. Voltage @ Surface (Vs) = 0.0254

Voltage @ 1.00 cm (Vt) = 0.0082

Ave. Voltage (Vs+Vt)/2 = 0.0168

Ave. SAR over 1 g (mW/g) = 0.5049

File : c:/idx3/SYSTEM/SARMEAS3/data/Normal/01112631\_ZOOM.VLT  
Start : 26-Nov-101 02:54:37 pm End : 26-Nov-101 02:55:31 pm

Radio Type : SANYO  
Model Number : SCP-6200  
Serial Number : 2  
Frequency : 848.97 MHz  
Peak Trans. Pwr : 0.270 W  
Start Trans. Pwr : 0.270 W  
Antenna Type : Helical  
Antenna Posn. : Out  
Phantom Type : Head  
Phantom Posn. : Left Ear  
Scan Type : SAR  
Probe Name : PCTEST  
Field Type : E Field  
Orientation : 0 Degrees

Mixture Type = Brain  
Mixture Dielectric Constant = 41.500  
Mixture Conductivity = 0.900

Comment :  
SANYO DUAL-BAND PHONE - AMPS MODE  
CH 0799 Conducted 24.3 dBm  
SANYO DUAL-BAND PHONE - TILT

Robot : PCTEST

Probe Offset = 0.20 cm  
Sensor Factor = 0.0108  
Conversion Factor = 0.325

PCTEST Amplifier Channel Settings : 0.239 0.278 0.294

Max Location : X = -0.500, Y = -1.500, Z = 0.000 (cm) Value = 37.156

Measured Values (volts) =  
2.653E-002 1.701E-002 1.279E-002 1.005E-002 8.319E-003 6.952E-003  
6.014E-003 5.064E-003 4.654E-003 3.850E-003 3.298E-003 3.113E-003  
2.991E-003 2.775E-003 2.606E-003 2.561E-003 2.364E-003 2.376E-003  
2.520E-003 2.417E-003 2.572E-003

Calc. Voltage @ Surface (Vs) = 0.0356

Voltage @ 1.00 cm (Vt) = 0.0097


Ave. Voltage (Vs+Vt)/2 = 0.0227

Ave. SAR over 1 g (mW/g) = 0.6818

# Peak SAR Location

---

## 1900 MHz Body SAR



File : c:/idx3/SYSTEM/SARMEAS3/data/Normal/01112717\_ZOOM.VLT  
Start : 27-Nov-101 12:50:39 pm End : 27-Nov-101 01:04:23 pm

Radio Type : SANYO  
Model Number : SCP-6200  
Serial Number : 2  
Frequency : 1851.25 MHz  
Peak Trans. Pwr : 0.165 W  
Start Trans. Pwr : 0.165 W  
Antenna Type : Helical  
Antenna Posn. : In  
Phantom Type : Body  
Phantom Posn. : Abdomen  
Scan Type : ZOOM/SAR  
Probe Name : PCTEST  
Field Type : E Field  
Orientation : 0 Degrees

Mixture Type = Muscle  
Mixture Dielectric Constant = 54.200  
Mixture Conductivity = 1.450

Comment :  
SANYO DUAL-BAND PHONE - PCS MODE  
CH 0025 Conducted 22.2 dBm  
SANYO DUAL-BAND PHONE - BODY SAR

Robot : PCTEST

Probe Offset = 0.20 cm  
Sensor Factor = 0.0108  
Conversion Factor = 0.496

PCTEST Amplifier Channel Settings : 0.309 0.361 0.421

Max Location : X = 1.000, Y = -1.500, Z = 0.000 (cm) Value = 4.549

Measured Values (volts) =  
4.947E-003 2.662E-003 1.784E-003 1.511E-003 7.851E-004 2.630E-004  
2.885E-004 0.000E+000 0.000E+000 0.000E+000 0.000E+000 0.000E+000  
0.000E+000 0.000E+000 0.000E+000 0.000E+000 1.490E-005 0.000E+000  
9.263E-005 2.468E-004 1.212E-004

Calc. Voltage @ Surface (Vs) = 0.0075

Voltage @ 1.00 cm (Vt) = 0.0014

Ave. Voltage (Vs+Vt)/2 = 0.0044

Ave. SAR over 1 g (mW/g) = 0.2030

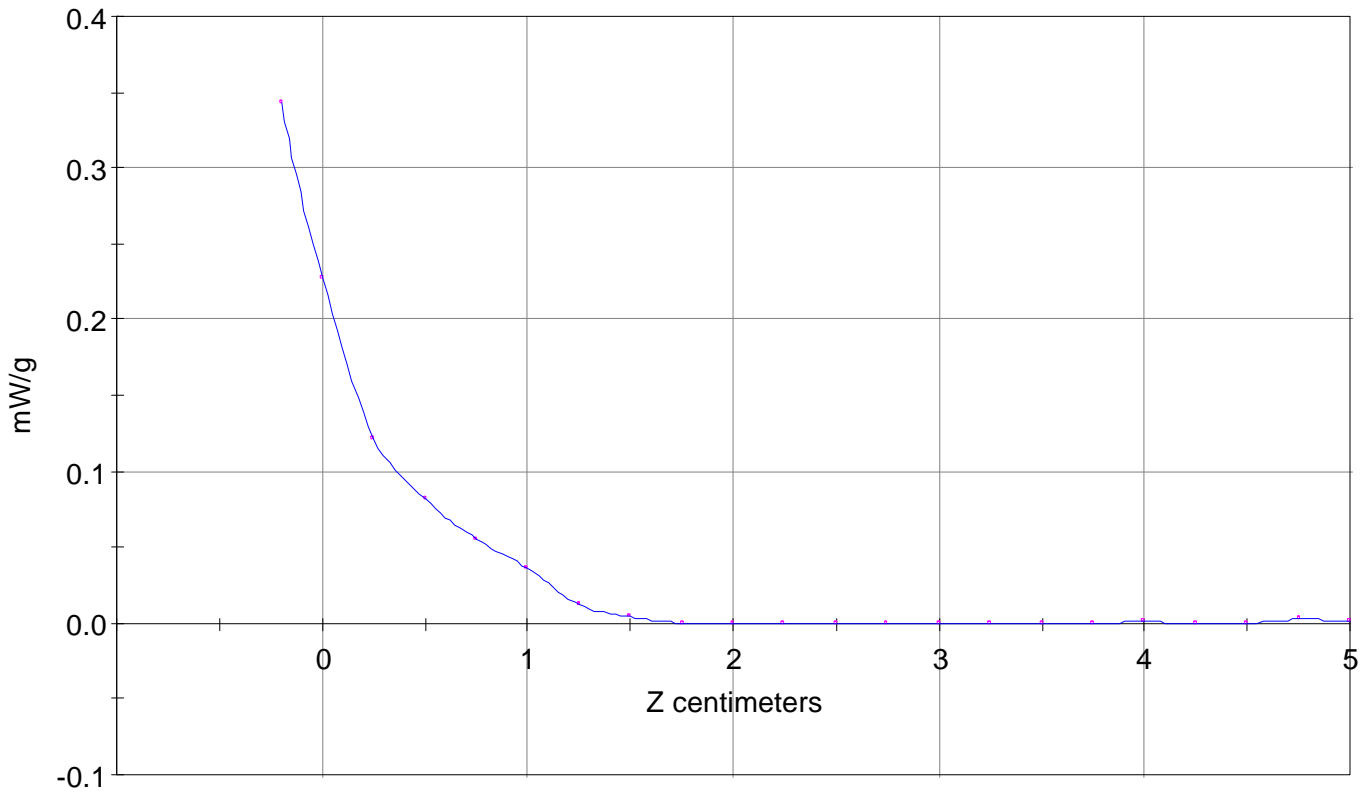
### SAR Scan

File : 01112717\_ZOOM

Start : 27-Nov-101 12:50:39 pm End : 27-Nov-101 01:04:23 pm

SANYO/SCP-6200/2;1851.25MHz;W;Helical/In;

Body/Abdomen;ZOOM/SAR;PCTEST/E Field/0 DegreesMuscle/54.200/1.450

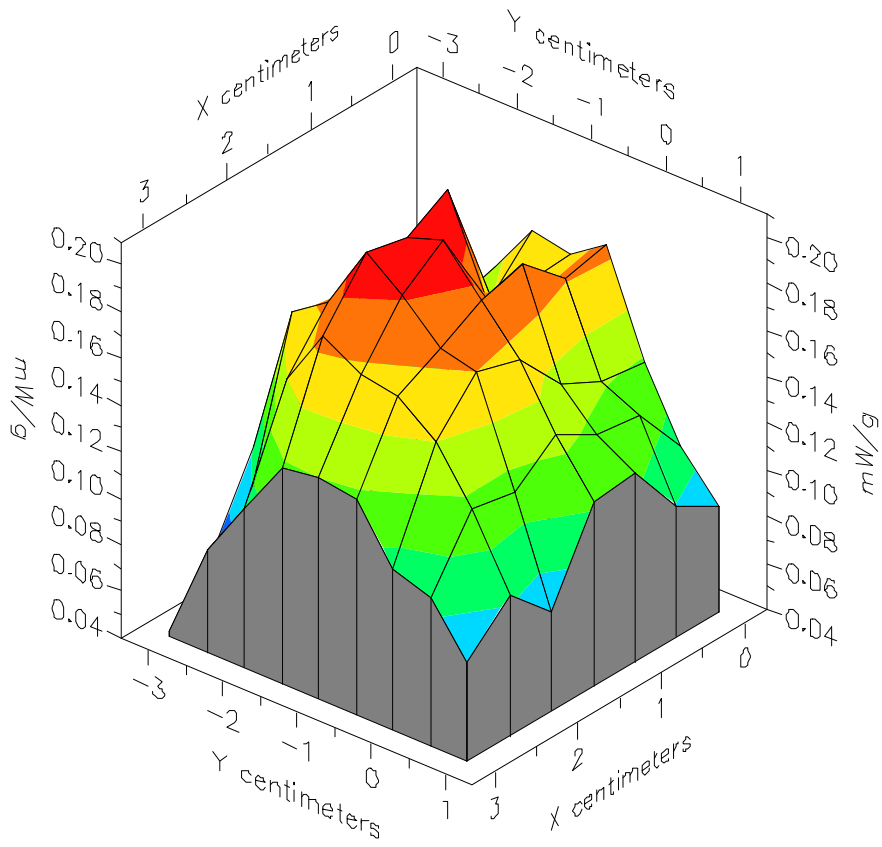


File : 01112717\_ZOOM

Start : 27-Nov-101 12:50:39 pm End : 27-Nov-101 01:04:23 pm

SANYO/SCP-6200/2;1851.25MHz;W;Helical/In;

Body/Abdomen;ZOOM/SAR;PCTEST/E Field/0 DegreesMuscle/54.200/1.450

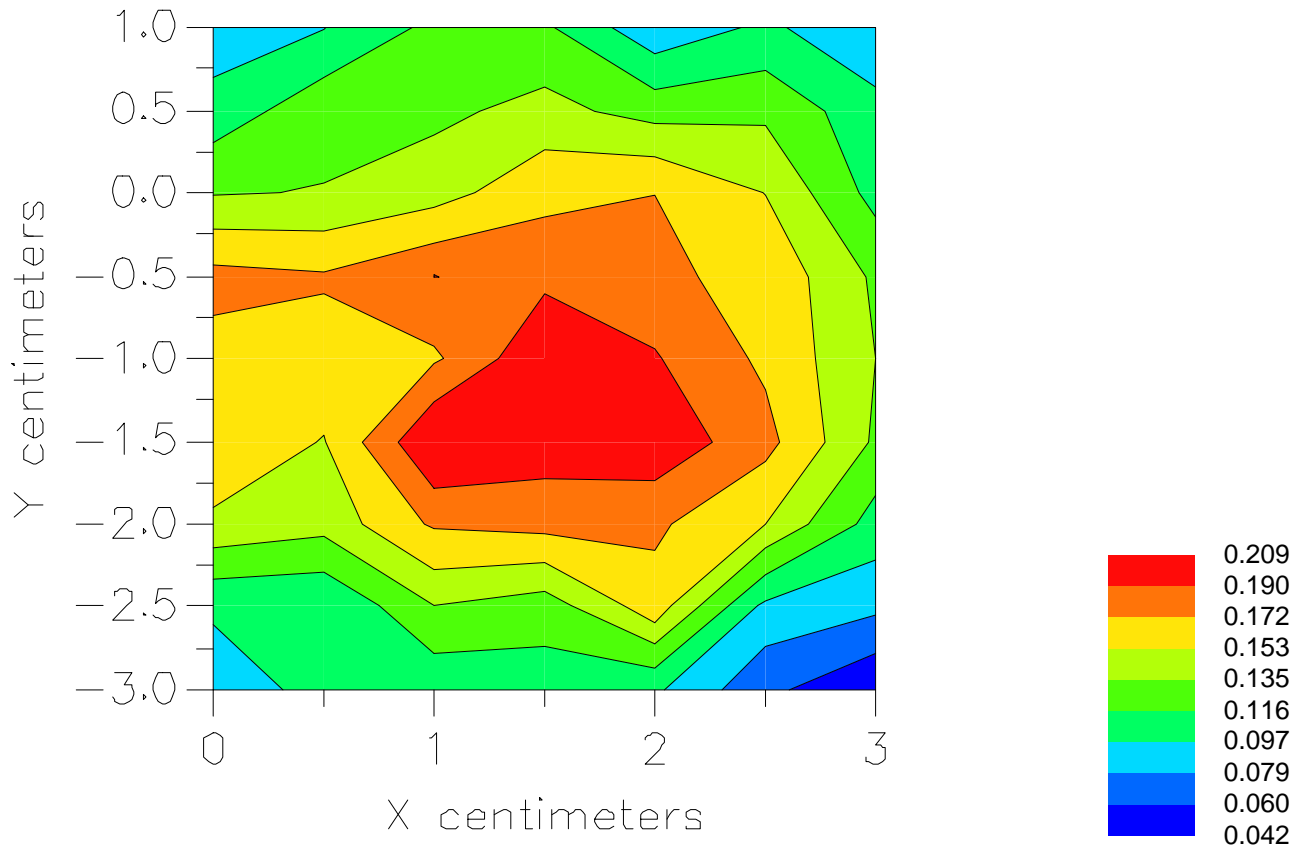


File : 01112717\_ZOOM

Start : 27-Nov-101 12:50:39 pm End : 27-Nov-101 01:04:23 pm

SANYO/SCP-6200/2;1851.25MHz;W;Helical/In;

Body/Abdomen;ZOOM/SAR;PCTEST/E Field/0 DegreesMuscle/54.200/1.450





File : c:/idx3/SYSTEM/SARMEAS3/data/Normal/01112714\_ZOOM.VLT  
Start : 27-Nov-101 12:29:23 pm End : 27-Nov-101 12:37:33 pm

Radio Type : SANYO  
Model Number : SCP-6200  
Serial Number : 2  
Frequency : 1851.25 MHz  
Peak Trans. Pwr : 0.165 W  
Start Trans. Pwr : 0.165 W  
Antenna Type : Helical  
Antenna Posn. : Out  
Phantom Type : Body  
Phantom Posn. : Abdomen  
Scan Type : ZOOM/SAR  
Probe Name : PCTEST  
Field Type : E Field  
Orientation : 0 Degrees

Mixture Type = Muscle  
Mixture Dielectric Constant = 54.200  
Mixture Conductivity = 1.450

Comment :  
SANYO DUAL-BAND PHONE - PCS MODE  
CH 0025 Conducted 22.2 dBm  
SANYO DUAL-BAND PHONE - BODY SAR

Robot : PCTEST

Probe Offset = 0.20 cm  
Sensor Factor = 0.0108  
Conversion Factor = 0.496

PCTEST Amplifier Channel Settings : 0.309 0.361 0.421

Max Location : X = -3.500, Y = -0.500, Z = 0.000 (cm) Value = 32.841

Measured Values (volts) =  
3.306E-002 2.406E-002 1.684E-002 1.249E-002 9.409E-003 7.028E-003  
5.017E-003 3.105E-003 2.476E-003 2.079E-003 1.331E-003 9.926E-004  
8.384E-004 3.877E-004 6.422E-004 4.542E-004 5.663E-004 7.058E-004  
9.908E-004 1.059E-003 8.261E-004

Calc. Voltage @ Surface (Vs) = 0.0433

Voltage @ 1.00 cm (Vt) = 0.0119

Ave. Voltage (Vs+Vt)/2 = 0.0276

Ave. SAR over 1 g (mW/g) = 1.2673

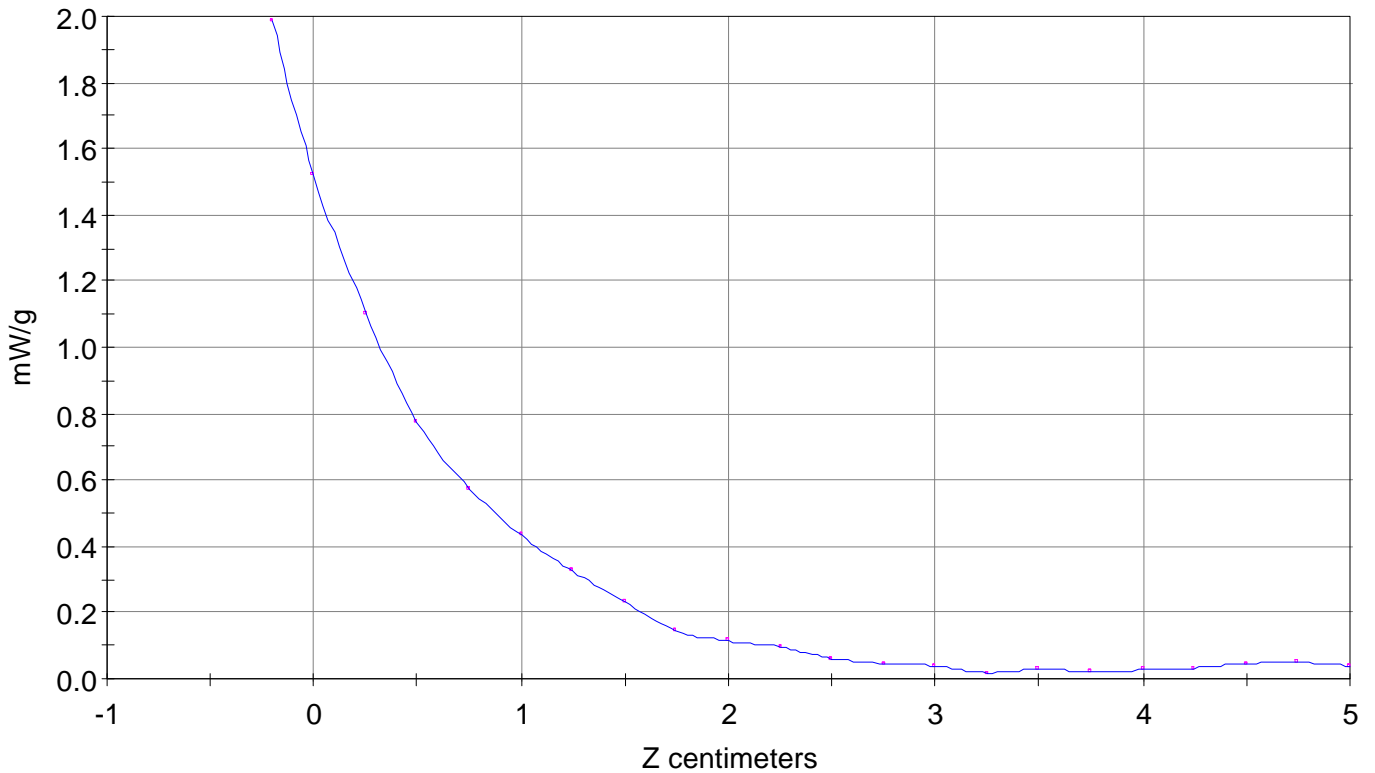
### SAR Scan

File : 01112714\_ZOOM

Start : 27-Nov-101 12:29:23 pm End : 27-Nov-101 12:37:33 pm

SANYO/SCP-6200/2;1851.25MHz;W;Helical/Out;

Body/Abdomen;ZOOM/SAR;PCTEST/E Field/0 DegreesMuscle/54.200/1.450

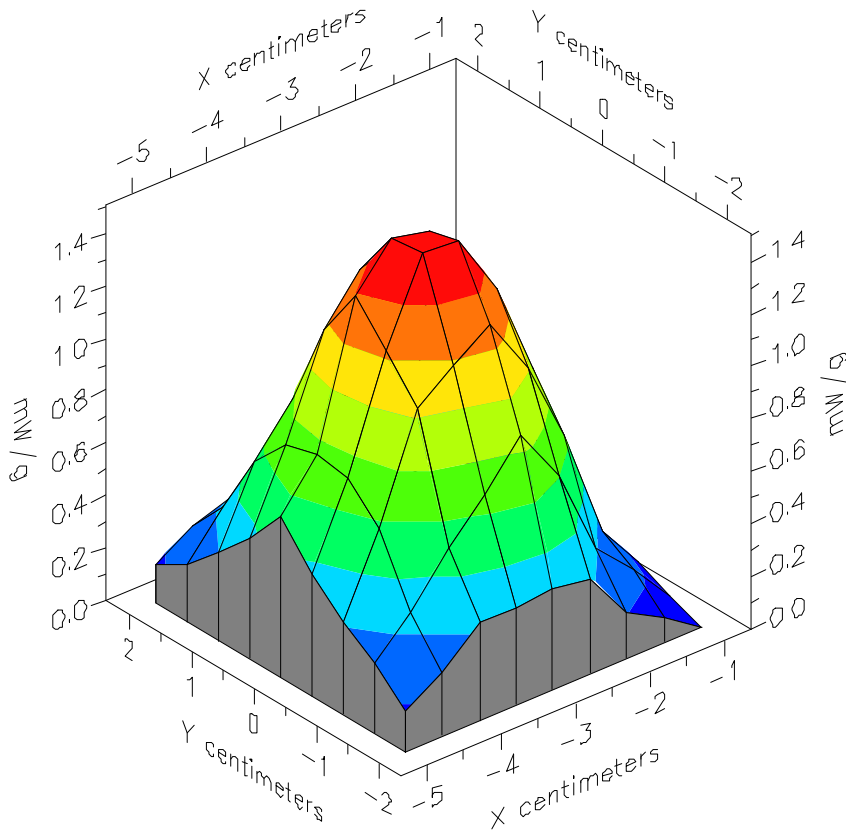


File : 01112714\_ZOOM

Start : 27-Nov-101 12:29:23 pm End : 27-Nov-101 12:37:33 pm

SANYO/SCP-6200/2;1851.25MHz;W;Helical/Out;

Body/Abdomen;ZOOM/SAR;PCTEST/E Field/0 DegreesMuscle/54.200/1.450

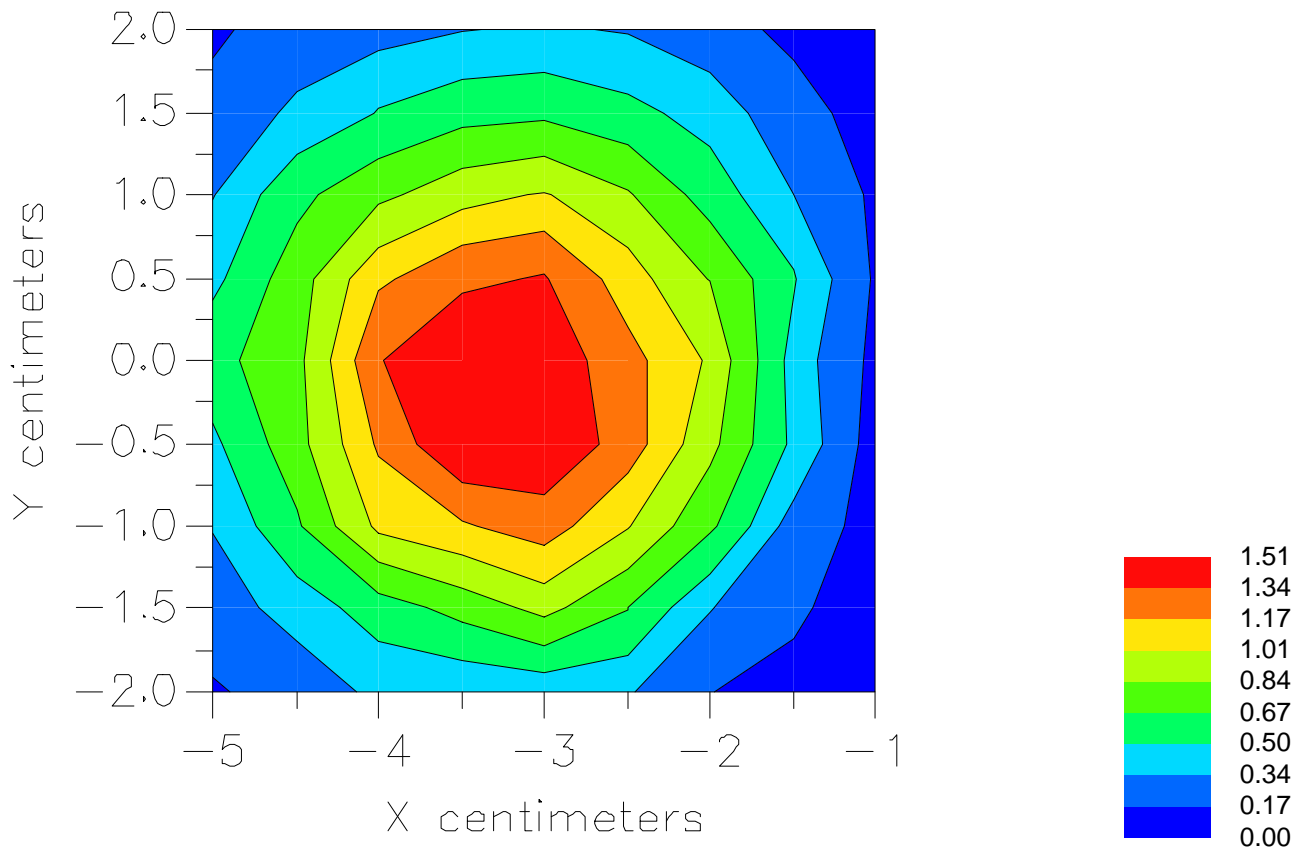


File : 01112714\_ZOOM

Start : 27-Nov-101 12:29:23 pm End : 27-Nov-101 12:37:33 pm

SANYO/SCP-6200/2;1851.25MHz;W;Helical/Out;

Body/Abdomen;ZOOM/SAR;PCTEST/E Field/0 DegreesMuscle/54.200/1.450



File : c:/idx3/SYSTEM/SARMEAS3/data/Normal/01112718\_ZOOM.VLT  
Start : 27-Nov-101 01:04:59 pm End : 27-Nov-101 01:05:54 pm

Radio Type : SANYO  
Model Number : SCP-6200  
Serial Number : 2  
Frequency : 1880.00 MHz  
Peak Trans. Pwr : 0.165 W  
Start Trans. Pwr : 0.165 W  
Antenna Type : Helical  
Antenna Posn. : In  
Phantom Type : Body  
Phantom Posn. : Abdomen  
Scan Type : SAR  
Probe Name : PCTEST  
Field Type : E Field  
Orientation : 0 Degrees

Mixture Type = Muscle  
Mixture Dielectric Constant = 54.200  
Mixture Conductivity = 1.450

Comment :  
SANYO DUAL-BAND PHONE - PCS MODE  
CH 0600 Conducted 22.2 dBm  
SANYO DUAL-BAND PHONE - BODY SAR

Robot : PCTEST

Probe Offset = 0.20 cm  
Sensor Factor = 0.0108  
Conversion Factor = 0.496

PCTEST Amplifier Channel Settings : 0.309 0.361 0.421

Max Location : X = 1.000, Y = -1.500, Z = 0.000 (cm) Value = 4.549

Measured Values (volts) =  
3.331E-003 2.313E-003 1.561E-003 1.220E-003 8.108E-004 5.392E-004  
1.019E-004 1.322E-005 0.000E+000 0.000E+000 0.000E+000 0.000E+000  
0.000E+000 0.000E+000 0.000E+000 9.276E-005 0.000E+000 1.084E-004  
3.226E-004 3.212E-004 4.213E-004

Calc. Voltage @ Surface (Vs) = 0.0045

Voltage @ 1.00 cm (Vt) = 0.0011

Ave. Voltage (Vs+Vt)/2 = 0.0028

Ave. SAR over 1 g (mW/g) = 0.1297

File : c:/idx3/SYSTEM/SARMEAS3/data/Normal/01112715\_ZOOM.VLT  
Start : 27-Nov-101 12:38:01 pm End : 27-Nov-101 12:38:54 pm

Radio Type : SANYO  
Model Number : SCP-6200  
Serial Number : 2  
Frequency : 1880.00 MHz  
Peak Trans. Pwr : 0.165 W  
Start Trans. Pwr : 0.165 W  
Antenna Type : Helical  
Antenna Posn. : Out  
Phantom Type : Body  
Phantom Posn. : Abdomen  
Scan Type : SAR  
Probe Name : PCTEST  
Field Type : E Field  
Orientation : 0 Degrees

Mixture Type = Muscle  
Mixture Dielectric Constant = 54.200  
Mixture Conductivity = 1.450

Comment :  
SANYO DUAL-BAND PHONE - PCS MODE  
CH 0600 Conducted 22.2 dBm  
SANYO DUAL-BAND PHONE - BODY SAR

Robot : PCTEST

Probe Offset = 0.20 cm  
Sensor Factor = 0.0108  
Conversion Factor = 0.496

PCTEST Amplifier Channel Settings : 0.309 0.361 0.421

Max Location : X = -3.500, Y = -0.500, Z = 0.000 (cm) Value = 32.841

Measured Values (volts) =  
3.029E-002 2.274E-002 1.612E-002 1.155E-002 8.856E-003 6.013E-003  
4.230E-003 3.142E-003 2.178E-003 1.688E-003 1.204E-003 8.028E-004  
7.241E-004 5.192E-004 5.931E-004 3.202E-004 7.511E-004 7.151E-004  
9.700E-004 8.679E-004 8.516E-004

Calc. Voltage @ Surface (Vs) = 0.0390

Voltage @ 1.00 cm (Vt) = 0.0110

Ave. Voltage (Vs+Vt)/2 = 0.0250

Ave. SAR over 1 g (mW/g) = 1.1481

File : c:/idx3/SYSTEM/SARMEAS3/data/Normal/01112719\_ZOOM.VLT  
Start : 27-Nov-101 01:06:24 pm End : 27-Nov-101 01:07:19 pm

Radio Type : SANYO  
Model Number : SCP-6200  
Serial Number : 2  
Frequency : 1908.75 MHz  
Peak Trans. Pwr : 0.165 W  
Start Trans. Pwr : 0.165 W  
Antenna Type : Helical  
Antenna Posn. : In  
Phantom Type : Body  
Phantom Posn. : Abdomen  
Scan Type : SAR  
Probe Name : PCTEST  
Field Type : E Field  
Orientation : 0 Degrees

Mixture Type = Muscle  
Mixture Dielectric Constant = 54.200  
Mixture Conductivity = 1.450

Comment :  
SANYO DUAL-BAND PHONE - PCS MODE  
CH 1175 Conducted 22.2 dBm  
SANYO DUAL-BAND PHONE - BODY SAR

Robot : PCTEST

Probe Offset = 0.20 cm  
Sensor Factor = 0.0108  
Conversion Factor = 0.496

PCTEST Amplifier Channel Settings : 0.309 0.361 0.421

Max Location : X = 1.000, Y = -1.500, Z = 0.000 (cm) Value = 4.549

Measured Values (volts) =  
2.682E-003 1.770E-003 1.172E-003 7.976E-004 6.172E-004 7.256E-005  
2.115E-005 0.000E+000 0.000E+000 0.000E+000 0.000E+000 0.000E+000  
0.000E+000 0.000E+000 0.000E+000 0.000E+000 0.000E+000 0.000E+000  
1.456E-004 6.411E-005 1.745E-004

Calc. Voltage @ Surface (Vs) = 0.0037

Voltage @ 1.00 cm (Vt) = 0.0008

Ave. Voltage (Vs+Vt)/2 = 0.0022

Ave. SAR over 1 g (mW/g) = 0.1033

File : c:/idx3/SYSTEM/SARMEAS3/data/Normal/01112716\_ZOOM.VLT  
Start : 27-Nov-101 12:39:19 pm End : 27-Nov-101 12:40:11 pm

Radio Type : SANYO  
Model Number : SCP-6200  
Serial Number : 2  
Frequency : 1908.75 MHz  
Peak Trans. Pwr : 0.165 W  
Start Trans. Pwr : 0.165 W  
Antenna Type : Helical  
Antenna Posn. : Out  
Phantom Type : Body  
Phantom Posn. : Abdomen  
Scan Type : SAR  
Probe Name : PCTEST  
Field Type : E Field  
Orientation : 0 Degrees

Mixture Type = Muscle  
Mixture Dielectric Constant = 54.200  
Mixture Conductivity = 1.450

Comment :  
SANYO DUAL-BAND PHONE - PCS MODE  
CH 1175 Conducted 22.2 dBm  
SANYO DUAL-BAND PHONE - BODY SAR

Robot : PCTEST

Probe Offset = 0.20 cm  
Sensor Factor = 0.0108  
Conversion Factor = 0.496

PCTEST Amplifier Channel Settings : 0.309 0.361 0.421

Max Location : X = -3.500, Y = -0.500, Z = 0.000 (cm) Value = 32.841

Measured Values (volts) =  
2.724E-002 1.925E-002 1.290E-002 9.130E-003 7.104E-003 5.401E-003  
3.735E-003 2.677E-003 1.872E-003 1.190E-003 8.247E-004 4.718E-004  
5.106E-004 5.981E-004 4.809E-004 5.746E-004 5.615E-004 7.007E-004  
7.869E-004 9.381E-004 7.622E-004

Calc. Voltage @ Surface (Vs) = 0.0367

Voltage @ 1.00 cm (Vt) = 0.0087

Ave. Voltage (Vs+Vt)/2 = 0.0227

Ave. SAR over 1 g (mW/g) = 1.0441



File : c:/idx3/SYSTEM/SARMEAS3/data/Normal/01112722\_ZOOM.VLT  
Start : 27-Nov-101 01:14:48 pm End : 27-Nov-101 01:15:44 pm

Radio Type : SANYO  
Model Number : SCP-6200  
Serial Number : 2  
Frequency : 1851.25 MHz  
Peak Trans. Pwr : 0.165 W  
Start Trans. Pwr : 0.165 W  
Antenna Type : Helical  
Antenna Posn. : Out  
Phantom Type : Body  
Phantom Posn. : Abdomen  
Scan Type : SAR  
Probe Name : PCTEST  
Field Type : E Field  
Orientation : 0 Degrees

Mixture Type = Muscle  
Mixture Dielectric Constant = 54.200  
Mixture Conductivity = 1.450

Comment :  
SANYO DUAL-BAND PHONE - PCS MODE  
CH 0025 Conducted 22.2 dBm  
SANYO DUAL-BAND PHONE - BODY SAR

Robot : PCTEST

Probe Offset = 0.20 cm  
Sensor Factor = 0.0108  
Conversion Factor = 0.496

PCTEST Amplifier Channel Settings : 0.309 0.361 0.421

Max Location : X = -3.500, Y = -0.500, Z = 0.000 (cm) Value = 4.549

Measured Values (volts) =  
3.231E-002 2.349E-002 1.646E-002 1.240E-002 9.082E-003 6.595E-003  
4.880E-003 3.251E-003 2.231E-003 1.505E-003 9.162E-004 7.145E-004  
5.196E-004 4.184E-004 3.378E-004 2.906E-004 4.052E-004 5.115E-004  
5.179E-004 4.980E-004 4.799E-004

Calc. Voltage @ Surface (Vs) = 0.0423

Voltage @ 1.00 cm (Vt) = 0.0117


Ave. Voltage (Vs+Vt)/2 = 0.0270

Ave. SAR over 1 g (mW/g) = 1.2416

# Peak SAR Location

---

## 1900 MHz Head SAR (Cheek)



File : c:/idx3/SYSTEM/SARMEAS3/data/Normal/01112651\_ZOOM.VLT  
Start : 26-Nov-101 07:06:25 pm End : 26-Nov-101 07:26:05 pm

Radio Type : SANYO  
Model Number : SCP-6200  
Serial Number : 2  
Frequency : 1851.25 MHz  
Peak Trans. Pwr : 0.165 W  
Start Trans. Pwr : 0.165 W  
Antenna Type : Helical  
Antenna Posn. : In  
Phantom Type : Head  
Phantom Posn. : Right Ear  
Scan Type : ZOOM/SAR  
Probe Name : PCTEST  
Field Type : E Field  
Orientation : 0 Degrees

Mixture Type = Brain  
Mixture Dielectric Constant = 40.400  
Mixture Conductivity = 1.620

Comment :  
SANYO DUAL-BAND PHONE - PCS MODE  
CH 0025 Conducted 22.2 dBm  
SANYO DUAL-BAND PHONE

Robot : PCTEST

Probe Offset = 0.20 cm  
Sensor Factor = 0.0108  
Conversion Factor = 0.550

PCTEST Amplifier Channel Settings : 0.309 0.361 0.421

Max Location : X = 0.500, Y = -1.500, Z = 0.000 (cm) Value = 30.219

Measured Values (volts) =  
2.908E-002 1.984E-002 1.520E-002 1.070E-002 8.104E-003 6.288E-003  
5.088E-003 4.135E-003 3.492E-003 3.214E-003 2.889E-003 2.712E-003  
2.536E-003 2.136E-003 2.476E-003 2.364E-003 2.147E-003 2.161E-003  
2.552E-003 2.690E-003 2.763E-003

Calc. Voltage @ Surface (Vs) = 0.0377

Voltage @ 1.00 cm (Vt) = 0.0102

Ave. Voltage (Vs+Vt)/2 = 0.0240

Ave. SAR over 1 g (mW/g) = 1.2204

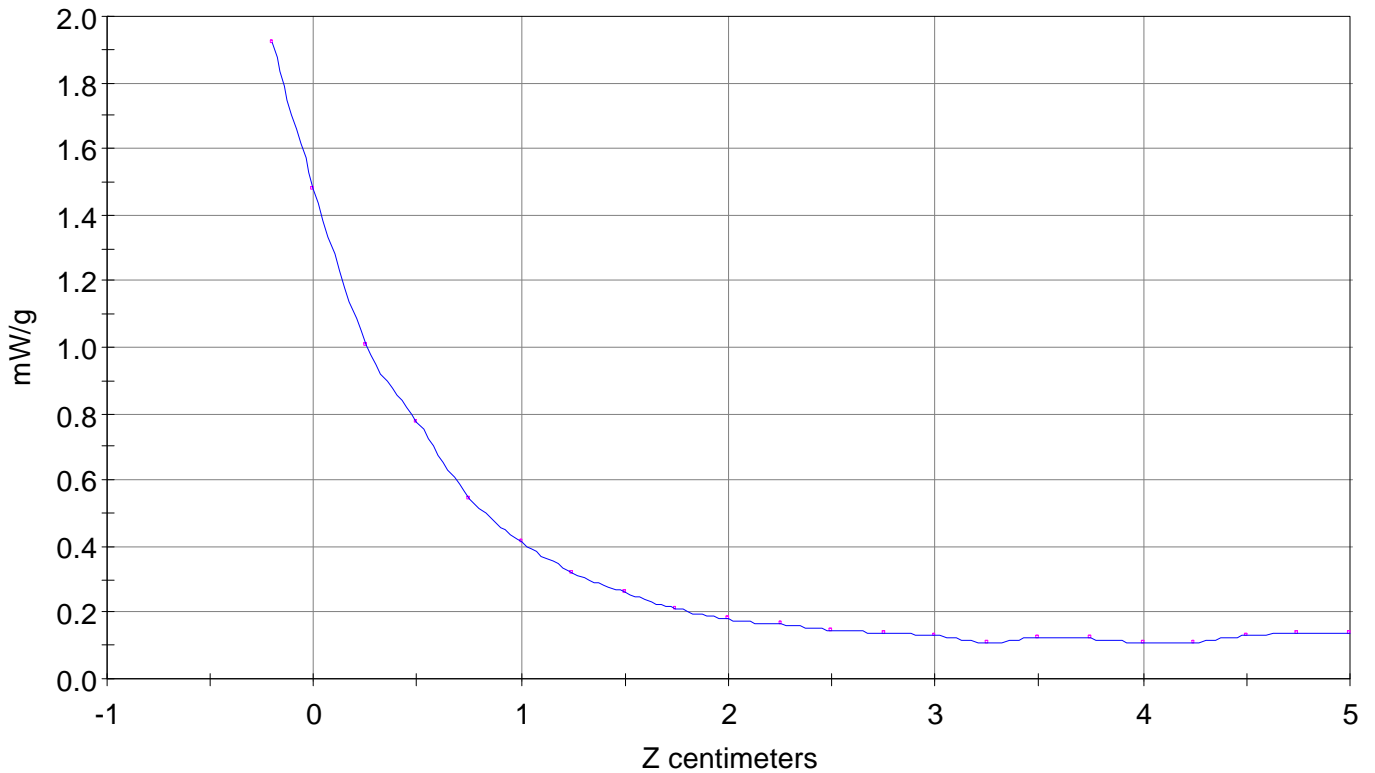
### SAR Scan

File : 01112651\_ZOOM

Start : 26-Nov-101 07:06:25 pm End : 26-Nov-101 07:26:05 pm

SANYO/SCP-6200/2;1851.25MHz;W;Helical/In;

Head/Right Ear;ZOOM/SAR;PCTEST/E Field/0 DegreesBrain/40.400/1.620

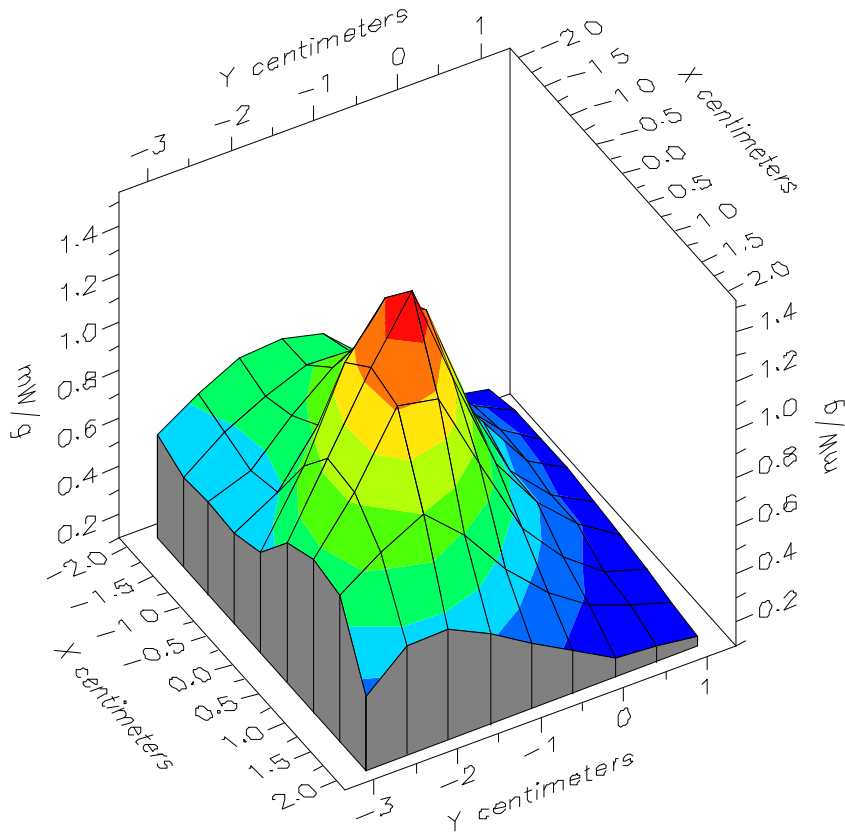


File : 01112651\_ZOOM

Start : 26-Nov-101 07:06:25 pm End : 26-Nov-101 07:26:05 pm

SANYO/SCP-6200/2;1851.25MHz;W;Helical/In;

Head/Right Ear;ZOOM/SAR;PCTEST/E Field/0 DegreesBrain/40.400/1.620

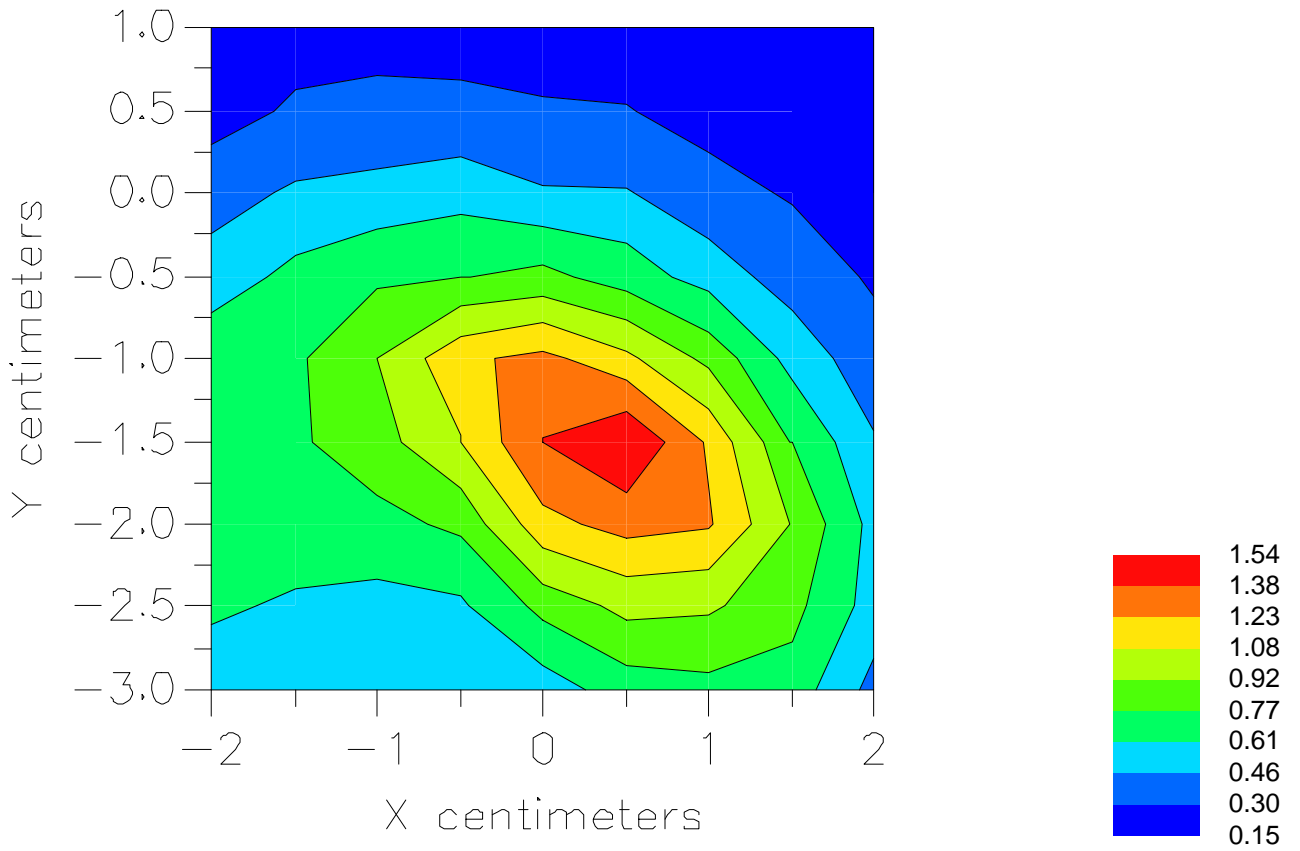


File : 01112651\_ZOOM

Start : 26-Nov-101 07:06:25 pm End : 26-Nov-101 07:26:05 pm

SANYO/SCP-6200/2;1851.25MHz;W;Helical/In;

Head/Right Ear;ZOOM/SAR;PCTEST/E Field/0 DegreesBrain/40.400/1.620



File : c:/idx3/SYSTEM/SARMEAS3/data/Normal/01112647\_ZOOM.VLT  
Start : 26-Nov-101 06:32:02 pm End : 26-Nov-101 06:51:17 pm

Radio Type : SANYO  
Model Number : SCP-6200  
Serial Number : 2  
Frequency : 1851.25 MHz  
Peak Trans. Pwr : 0.165 W  
Start Trans. Pwr : 0.165 W  
Antenna Type : Helical  
Antenna Posn. : Out  
Phantom Type : Head  
Phantom Posn. : Right Ear  
Scan Type : ZOOM/SAR  
Probe Name : PCTEST  
Field Type : E Field  
Orientation : 0 Degrees

Mixture Type = Brain  
Mixture Dielectric Constant = 40.400  
Mixture Conductivity = 1.620

Comment :  
SANYO DUAL-BAND PHONE - PCS MODE  
CH 0025 Conducted 22.2 dBm  
SANYO DUAL-BAND PHONE

Robot : PCTEST

Probe Offset = 0.20 cm  
Sensor Factor = 0.0108  
Conversion Factor = 0.550

PCTEST Amplifier Channel Settings : 0.309 0.361 0.421

Max Location : X = 2.500, Y = -2.000, Z = 0.000 (cm) Value = 18.875

Measured Values (volts) =  
1.863E-002 1.401E-002 1.062E-002 8.128E-003 6.819E-003 5.672E-003  
4.679E-003 4.223E-003 3.632E-003 3.436E-003 3.329E-003 3.169E-003  
2.925E-003 2.490E-003 2.901E-003 2.697E-003 3.123E-003 3.299E-003  
3.012E-003 3.316E-003 3.348E-003

Calc. Voltage @ Surface (Vs) = 0.0233

Voltage @ 1.00 cm (Vt) = 0.0079

Ave. Voltage (Vs+Vt)/2 = 0.0156

Ave. SAR over 1 g (mW/g) = 0.7945

File : c:/idx3/SYSTEM/SARMEAS3/data/Normal/01112652\_ZOOM.VLT  
Start : 26-Nov-101 07:26:48 pm End : 26-Nov-101 07:27:43 pm

Radio Type : SANYO  
Model Number : SCP-6200  
Serial Number : 2  
Frequency : 1880.00 MHz  
Peak Trans. Pwr : 0.165 W  
Start Trans. Pwr : 0.165 W  
Antenna Type : Helical  
Antenna Posn. : In  
Phantom Type : Head  
Phantom Posn. : Right Ear  
Scan Type : SAR  
Probe Name : PCTEST  
Field Type : E Field  
Orientation : 0 Degrees

Mixture Type = Brain  
Mixture Dielectric Constant = 40.400  
Mixture Conductivity = 1.620

Comment :  
SANYO DUAL-BAND PHONE - PCS MODE  
CH 0600 Conducted 22.2 dBm  
SANYO DUAL-BAND PHONE

Robot : PCTEST

Probe Offset = 0.20 cm  
Sensor Factor = 0.0108  
Conversion Factor = 0.550

PCTEST Amplifier Channel Settings : 0.309 0.361 0.421

Max Location : X = 0.500, Y = -1.500, Z = 0.000 (cm) Value = 30.219

Measured Values (volts) =  
2.396E-002 1.693E-002 1.208E-002 9.022E-003 6.796E-003 5.398E-003  
4.570E-003 3.693E-003 3.219E-003 2.629E-003 2.498E-003 2.595E-003  
2.408E-003 2.330E-003 2.010E-003 2.180E-003 2.577E-003 2.025E-003  
2.696E-003 2.680E-003 3.088E-003

Calc. Voltage @ Surface (Vs) = 0.0315

Voltage @ 1.00 cm (Vt) = 0.0086

Ave. Voltage (Vs+Vt)/2 = 0.0200

Ave. SAR over 1 g (mW/g) = 1.0209



File : c:/idx3/SYSTEM/SARMEAS3/data/Normal/01112648\_ZOOM.VLT  
Start : 26-Nov-101 06:51:54 pm End : 26-Nov-101 06:52:49 pm

Radio Type : SANYO  
Model Number : SCP-6200  
Serial Number : 2  
Frequency : 1880.00 MHz  
Peak Trans. Pwr : 0.165 W  
Start Trans. Pwr : 0.165 W  
Antenna Type : Helical  
Antenna Posn. : Out  
Phantom Type : Head  
Phantom Posn. : Right Ear  
Scan Type : SAR  
Probe Name : PCTEST  
Field Type : E Field  
Orientation : 0 Degrees

Mixture Type = Brain  
Mixture Dielectric Constant = 40.400  
Mixture Conductivity = 1.620

Comment :  
SANYO DUAL-BAND PHONE - PCS MODE  
CH 0600 Conducted 22.2 dBm  
SANYO DUAL-BAND PHONE

Robot : PCTEST

Probe Offset = 0.20 cm  
Sensor Factor = 0.0108  
Conversion Factor = 0.550

PCTEST Amplifier Channel Settings : 0.309 0.361 0.421

Max Location : X = 2.500, Y = -2.000, Z = 0.000 (cm) Value = 18.875

Measured Values (volts) =  
1.658E-002 1.277E-002 9.606E-003 7.628E-003 6.565E-003 5.115E-003  
3.575E-003 4.016E-003 3.332E-003 3.202E-003 3.280E-003 3.213E-003  
2.814E-003 2.655E-003 2.855E-003 2.835E-003 3.066E-003 3.052E-003  
3.009E-003 3.236E-003 3.316E-003

Calc. Voltage @ Surface (Vs) = 0.0206

Voltage @ 1.00 cm (Vt) = 0.0074

Ave. Voltage (Vs+Vt)/2 = 0.0140

Ave. SAR over 1 g (mW/g) = 0.7141

File : c:/idx3/SYSTEM/SARMEAS3/data/Normal/01112653\_ZOOM.VLT  
Start : 26-Nov-101 07:28:10 pm End : 26-Nov-101 07:29:05 pm

Radio Type : SANYO  
Model Number : SCP-6200  
Serial Number : 2  
Frequency : 1908.75 MHz  
Peak Trans. Pwr : 0.165 W  
Start Trans. Pwr : 0.165 W  
Antenna Type : Helical  
Antenna Posn. : In  
Phantom Type : Head  
Phantom Posn. : Right Ear  
Scan Type : SAR  
Probe Name : PCTEST  
Field Type : E Field  
Orientation : 0 Degrees

Mixture Type = Brain  
Mixture Dielectric Constant = 40.400  
Mixture Conductivity = 1.620

Comment :  
SANYO DUAL-BAND PHONE - PCS MODE  
CH 1175 Conducted 22.2 dBm  
SANYO DUAL-BAND PHONE

Robot : PCTEST

Probe Offset = 0.20 cm  
Sensor Factor = 0.0108  
Conversion Factor = 0.550

PCTEST Amplifier Channel Settings : 0.309 0.361 0.421

Max Location : X = 0.500, Y = -1.500, Z = 0.000 (cm) Value = 30.219

Measured Values (volts) =  
2.290E-002 1.571E-002 1.158E-002 8.214E-003 6.397E-003 5.217E-003  
4.294E-003 3.494E-003 3.122E-003 2.717E-003 2.386E-003 2.306E-003  
2.486E-003 2.484E-003 2.294E-003 2.498E-003 2.410E-003 2.242E-003  
2.685E-003 2.502E-003 2.985E-003

Calc. Voltage @ Surface (Vs) = 0.0301

Voltage @ 1.00 cm (Vt) = 0.0079

Ave. Voltage (Vs+Vt)/2 = 0.0190

Ave. SAR over 1 g (mW/g) = 0.9660

File : c:/idx3/SYSTEM/SARMEAS3/data/Normal/01112649\_ZOOM.VLT  
Start : 26-Nov-101 06:53:15 pm End : 26-Nov-101 06:54:11 pm

Radio Type : SANYO  
Model Number : SCP-6200  
Serial Number : 2  
Frequency : 1908.75 MHz  
Peak Trans. Pwr : 0.165 W  
Start Trans. Pwr : 0.165 W  
Antenna Type : Helical  
Antenna Posn. : Out  
Phantom Type : Head  
Phantom Posn. : Right Ear  
Scan Type : SAR  
Probe Name : PCTEST  
Field Type : E Field  
Orientation : 0 Degrees

Mixture Type = Brain  
Mixture Dielectric Constant = 40.400  
Mixture Conductivity = 1.620

Comment :  
SANYO DUAL-BAND PHONE - PCS MODE  
CH 1175 Conducted 22.2 dBm  
SANYO DUAL-BAND PHONE

Robot : PCTEST

Probe Offset = 0.20 cm  
Sensor Factor = 0.0108  
Conversion Factor = 0.550

PCTEST Amplifier Channel Settings : 0.309 0.361 0.421

Max Location : X = 2.500, Y = -2.000, Z = 0.000 (cm) Value = 18.875

Measured Values (volts) =  
1.326E-002 1.020E-002 7.796E-003 5.595E-003 5.007E-003 4.201E-003  
3.789E-003 3.302E-003 2.916E-003 2.441E-003 2.788E-003 2.263E-003  
2.566E-003 2.108E-003 2.601E-003 2.223E-003 2.886E-003 2.492E-003  
2.751E-003 3.151E-003 3.084E-003

Calc. Voltage @ Surface (Vs) = 0.0164

Voltage @ 1.00 cm (Vt) = 0.0055

Ave. Voltage (Vs+Vt)/2 = 0.0109

Ave. SAR over 1 g (mW/g) = 0.5570

File : c:/idx3/SYSTEM/SARMEAS3/data/Normal/01112113\_ZOOM.VLT  
Start : 21-Nov-101 11:26:28 am End : 21-Nov-101 11:36:44 am

Radio Type : SANYO  
Model Number : SCP-6200  
Serial Number : 2  
Frequency : 1851.25 MHz  
Peak Trans. Pwr : 0.165 W  
Start Trans. Pwr : 0.165 W  
Antenna Type : Helical  
Antenna Posn. : In  
Phantom Type : Head  
Phantom Posn. : Left Ear  
Scan Type : ZOOM/SAR  
Probe Name : PCTEST  
Field Type : E Field  
Orientation : 0 Degrees

Mixture Type = Brain  
Mixture Dielectric Constant = 40.400  
Mixture Conductivity = 1.620

Comment :  
SANYO DUAL-BAND PHONE - PCS MODE  
CH 0025 Conducted 22.2 dBm  
SANYO DUAL-BAND PHONE

Robot : PCTEST

Probe Offset = 0.20 cm  
Sensor Factor = 0.0108  
Conversion Factor = 0.550

PCTEST Amplifier Channel Settings : 0.309 0.361 0.421

Max Location : X = 1.500, Y = -1.500, Z = 0.000 (cm) Value = 21.317

Measured Values (volts) =  
1.651E-002 1.121E-002 7.631E-003 5.499E-003 3.905E-003 2.919E-003  
2.269E-003 1.364E-003 1.047E-003 8.544E-004 6.796E-004 2.697E-004  
3.156E-004 2.468E-004 3.862E-004 2.889E-004 1.483E-004 2.160E-004  
2.100E-004 5.733E-005 1.567E-004

Calc. Voltage @ Surface (Vs) = 0.0225

Voltage @ 1.00 cm (Vt) = 0.0052

Ave. Voltage (Vs+Vt)/2 = 0.0138

Ave. SAR over 1 g (mW/g) = 0.7045

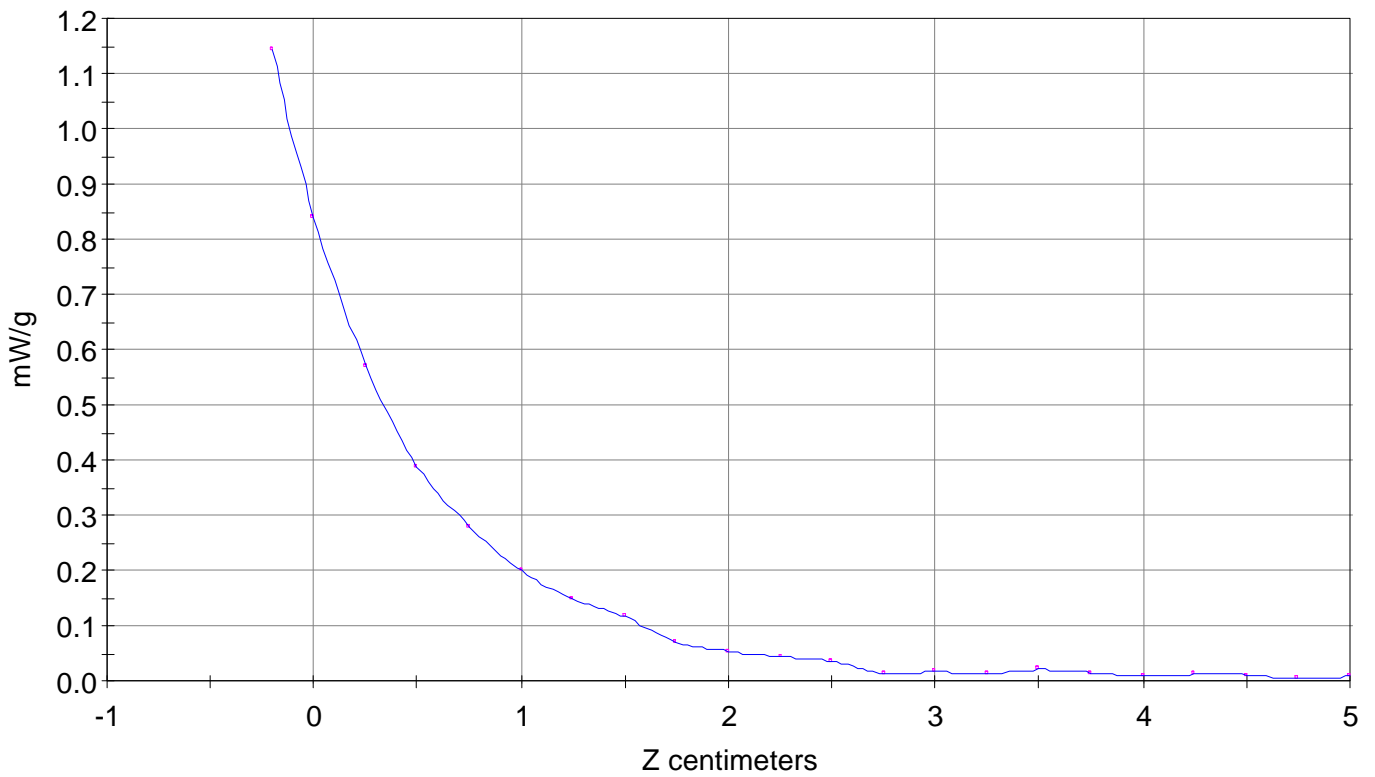
### SAR Scan

File : 01112113\_ZOOM

Start : 21-Nov-101 11:26:28 am End : 21-Nov-101 11:36:44 am

SANYO/SCP-6200/2;1851.25MHz;W;Helical/In;

Head/Left Ear;ZOOM/SAR;PCTEST/E Field/0 DegreesBrain/40.400/1.620

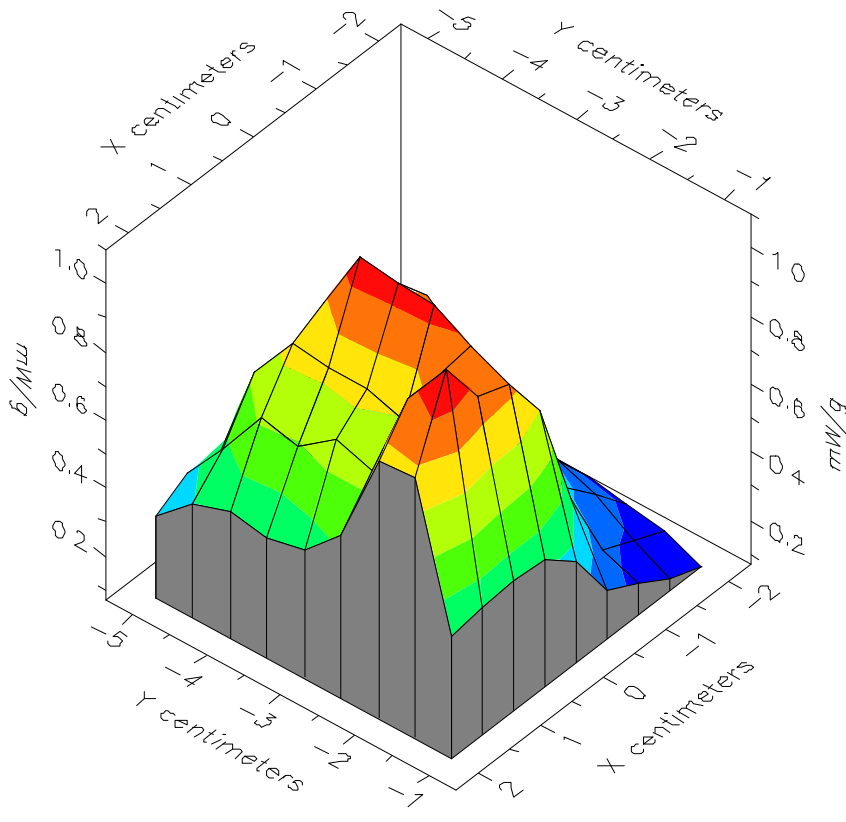


File : 01112113\_ZOOM

Start : 21-Nov-101 11:26:28 am End : 21-Nov-101 11:36:44 am

SANYO/SCP-6200/2;1851.25MHz;W;Helical/In;

Head/Left Ear;ZOOM/SAR;PCTEST/E Field/0 DegreesBrain/40.400/1.620

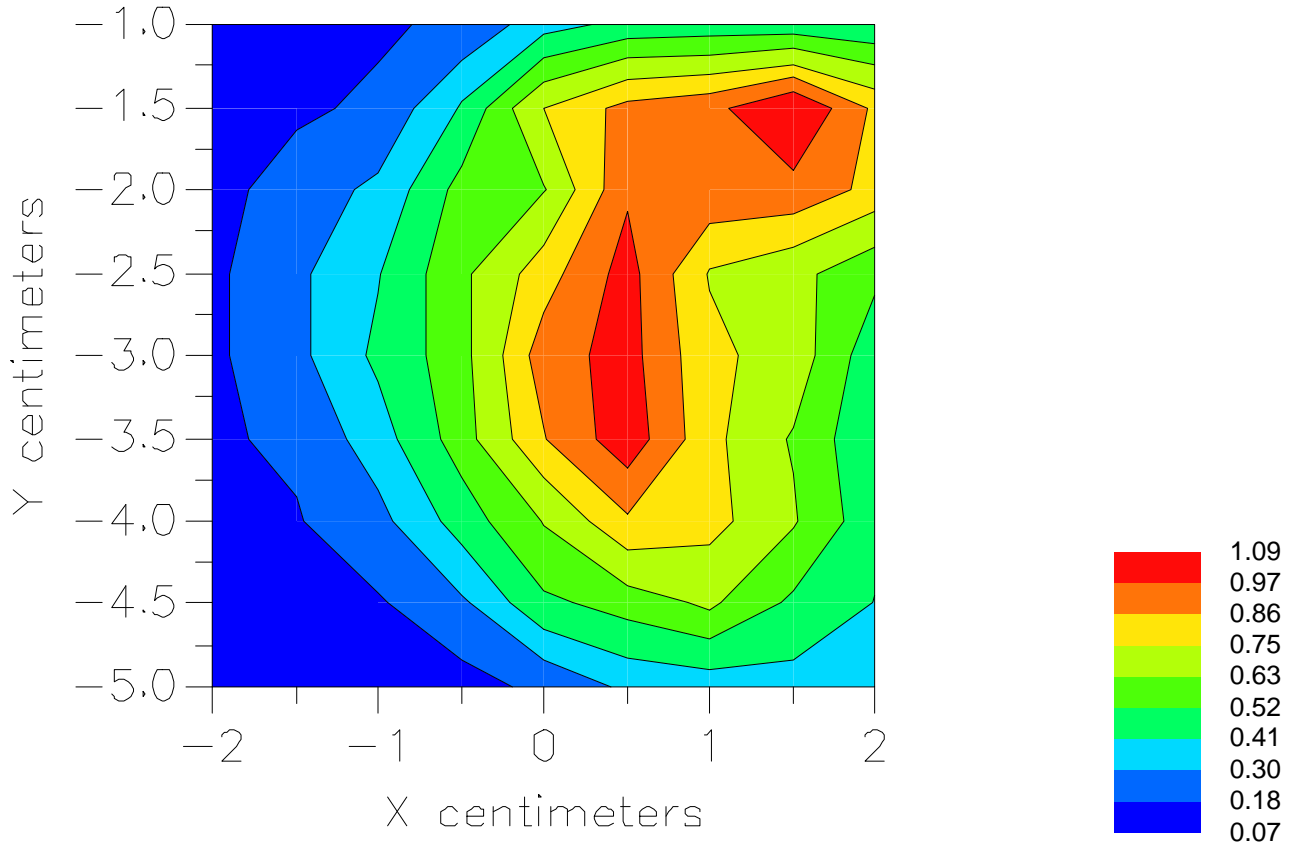


File : 01112113\_ZOOM

Start : 21-Nov-101 11:26:28 am End : 21-Nov-101 11:36:44 am

SANYO/SCP-6200/2;1851.25MHz;W;Helical/In;

Head/Left Ear;ZOOM/SAR;PCTEST/E Field/0 DegreesBrain/40.400/1.620



File : c:/idx3/SYSTEM/SARMEAS3/data/Normal/01112116\_ZOOM.VLT  
Start : 21-Nov-101 12:16:26 pm End : 21-Nov-101 12:35:09 pm

Radio Type : SANYO  
Model Number : SCP-6200  
Serial Number : 2  
Frequency : 1851.25 MHz  
Peak Trans. Pwr : 0.165 W  
Start Trans. Pwr : 0.165 W  
Antenna Type : Helical  
Antenna Posn. : Out  
Phantom Type : Head  
Phantom Posn. : Left Ear  
Scan Type : ZOOM/SAR  
Probe Name : PCTEST  
Field Type : E Field  
Orientation : 0 Degrees

Mixture Type = Brain  
Mixture Dielectric Constant = 40.400  
Mixture Conductivity = 1.620

Comment :  
SANYO DUAL-BAND PHONE - PCS MODE  
CH 0025 Conducted 22.2 dBm  
SANYO DUAL-BAND PHONE

Robot : PCTEST

Probe Offset = 0.20 cm  
Sensor Factor = 0.0108  
Conversion Factor = 0.550

PCTEST Amplifier Channel Settings : 0.309 0.361 0.421

Max Location : X = -1.500, Y = -3.000, Z = 0.000 (cm) Value = 12.124

Measured Values (volts) =  
1.126E-002 7.464E-003 5.499E-003 4.188E-003 3.237E-003 2.304E-003  
1.614E-003 1.218E-003 8.972E-004 1.047E-003 4.981E-004 3.997E-004  
2.527E-004 6.952E-005 1.971E-004 2.159E-004 2.245E-004 7.635E-005  
1.041E-004 2.246E-004 0.000E+000

Calc. Voltage @ Surface (Vs) = 0.0150

Voltage @ 1.00 cm (Vt) = 0.0040

Ave. Voltage (Vs+Vt)/2 = 0.0095

Ave. SAR over 1 g (mW/g) = 0.4839



File : c:/idx3/SYSTEM/SARMEAS3/data/Normal/01112114\_ZOOM.VLT  
Start : 21-Nov-101 11:37:37 am End : 21-Nov-101 11:47:52 am

Radio Type : SANYO  
Model Number : SCP-6200  
Serial Number : 2  
Frequency : 1880.00 MHz  
Peak Trans. Pwr : 0.165 W  
Start Trans. Pwr : 0.165 W  
Antenna Type : Helical  
Antenna Posn. : In  
Phantom Type : Head  
Phantom Posn. : Left Ear  
Scan Type : ZOOM/SAR  
Probe Name : PCTEST  
Field Type : E Field  
Orientation : 0 Degrees

Mixture Type = Brain  
Mixture Dielectric Constant = 40.400  
Mixture Conductivity = 1.620

Comment :  
SANYO DUAL-BAND PHONE - PCS MODE  
CH 0600 Conducted 22.2 dBm  
SANYO DUAL-BAND PHONE

Robot : PCTEST

Probe Offset = 0.20 cm  
Sensor Factor = 0.0108  
Conversion Factor = 0.550

PCTEST Amplifier Channel Settings : 0.309 0.361 0.421

Max Location : X = 1.500, Y = -1.500, Z = 0.000 (cm) Value = 17.664

Measured Values (volts) =  
1.466E-002 9.344E-003 5.995E-003 4.309E-003 3.201E-003 2.106E-003  
1.678E-003 1.207E-003 8.838E-004 3.682E-004 4.732E-004 4.853E-004  
1.032E-004 2.237E-004 3.336E-004 1.437E-004 1.439E-004 1.855E-004  
1.763E-005 2.519E-004 0.000E+000

Calc. Voltage @ Surface (Vs) = 0.0210

Voltage @ 1.00 cm (Vt) = 0.0041

Ave. Voltage (Vs+Vt)/2 = 0.0125

Ave. SAR over 1 g (mW/g) = 0.6379

File : c:/idx3/SYSTEM/SARMEAS3/data/Normal/01112118\_ZOOM.VLT  
Start : 21-Nov-101 12:39:09 pm End : 21-Nov-101 12:40:06 pm

Radio Type : SANYO  
Model Number : SCP-6200  
Serial Number : 2  
Frequency : 1880.00 MHz  
Peak Trans. Pwr : 0.165 W  
Start Trans. Pwr : 0.165 W  
Antenna Type : Helical  
Antenna Posn. : Out  
Phantom Type : Head  
Phantom Posn. : Left Ear  
Scan Type : SAR  
Probe Name : PCTEST  
Field Type : E Field  
Orientation : 0 Degrees

Mixture Type = Brain  
Mixture Dielectric Constant = 40.400  
Mixture Conductivity = 1.620

Comment :  
SANYO DUAL-BAND PHONE - PCS MODE  
CH 0600 Conducted 22.2 dBm  
SANYO DUAL-BAND PHONE

Robot : PCTEST

Probe Offset = 0.20 cm  
Sensor Factor = 0.0108  
Conversion Factor = 0.550

PCTEST Amplifier Channel Settings : 0.309 0.361 0.421

Max Location : X = -1.500, Y = -3.000, Z = 0.000 (cm) Value = 12.124

Measured Values (volts) =  
1.022E-002 6.564E-003 4.765E-003 3.523E-003 2.793E-003 2.142E-003  
1.200E-003 1.090E-003 8.289E-004 6.063E-004 4.077E-004 4.562E-004  
2.522E-004 1.619E-004 5.718E-005 2.775E-004 2.242E-004 8.593E-005  
1.135E-004 1.561E-004 1.532E-004

Calc. Voltage @ Surface (Vs) = 0.0139

Voltage @ 1.00 cm (Vt) = 0.0034

Ave. Voltage (Vs+Vt)/2 = 0.0086

Ave. SAR over 1 g (mW/g) = 0.4398

File : c:/idx3/SYSTEM/SARMEAS3/data/Normal/01112115\_ZOOM.VLT  
Start : 21-Nov-101 11:48:42 am End : 21-Nov-101 11:58:56 am

Radio Type : SANYO  
Model Number : SCP-6200  
Serial Number : 2  
Frequency : 1908.75 MHz  
Peak Trans. Pwr : 0.165 W  
Start Trans. Pwr : 0.165 W  
Antenna Type : Helical  
Antenna Posn. : In  
Phantom Type : Head  
Phantom Posn. : Left Ear  
Scan Type : ZOOM/SAR  
Probe Name : PCTEST  
Field Type : E Field  
Orientation : 0 Degrees

Mixture Type = Brain  
Mixture Dielectric Constant = 40.400  
Mixture Conductivity = 1.620

Comment :  
SANYO DUAL-BAND PHONE - PCS MODE  
CH 1175 Conducted 22.2 dBm  
SANYO DUAL-BAND PHONE

Robot : PCTEST

Probe Offset = 0.20 cm  
Sensor Factor = 0.0108  
Conversion Factor = 0.550

PCTEST Amplifier Channel Settings : 0.309 0.361 0.421

Max Location : X = 1.500, Y = -1.500, Z = 0.000 (cm) Value = 14.660

Measured Values (volts) =  
1.209E-002 8.139E-003 5.396E-003 3.765E-003 2.683E-003 1.843E-003  
1.277E-003 1.055E-003 8.502E-004 9.481E-005 4.645E-004 3.104E-004  
2.258E-005 1.914E-004 3.107E-004 9.486E-005 2.803E-004 2.856E-004  
2.348E-004 1.655E-004 7.833E-005

Calc. Voltage @ Surface (Vs) = 0.0167

Voltage @ 1.00 cm (Vt) = 0.0035

Ave. Voltage (Vs+Vt)/2 = 0.0101

Ave. SAR over 1 g (mW/g) = 0.5156

File : c:/idx3/SYSTEM/SARMEAS3/data/Normal/01112119\_ZOOM.VLT  
Start : 21-Nov-101 12:40:37 pm End : 21-Nov-101 12:41:31 pm

Radio Type : SANYO  
Model Number : SCP-6200  
Serial Number : 2  
Frequency : 1908.75 MHz  
Peak Trans. Pwr : 0.165 W  
Start Trans. Pwr : 0.165 W  
Antenna Type : Helical  
Antenna Posn. : Out  
Phantom Type : Head  
Phantom Posn. : Left Ear  
Scan Type : SAR  
Probe Name : PCTEST  
Field Type : E Field  
Orientation : 0 Degrees

Mixture Type = Brain  
Mixture Dielectric Constant = 40.400  
Mixture Conductivity = 1.620

Comment :  
SANYO DUAL-BAND PHONE - PCS MODE  
CH 1175 Conducted 22.2 dBm  
SANYO DUAL-BAND PHONE

Robot : PCTEST

Probe Offset = 0.20 cm  
Sensor Factor = 0.0108  
Conversion Factor = 0.550

PCTEST Amplifier Channel Settings : 0.309 0.361 0.421

Max Location : X = -1.500, Y = -3.000, Z = 0.000 (cm) Value = 12.124

Measured Values (volts) =  
8.113E-003 5.347E-003 3.816E-003 2.819E-003 2.158E-003 1.457E-003  
8.754E-004 7.421E-004 5.864E-004 3.594E-004 4.606E-004 2.080E-004  
3.435E-004 1.420E-004 2.835E-004 3.189E-004 1.741E-004 7.194E-005  
1.985E-004 5.872E-005 0.000E+000

Calc. Voltage @ Surface (Vs) = 0.0110

Voltage @ 1.00 cm (Vt) = 0.0027


Ave. Voltage (Vs+Vt)/2 = 0.0068

Ave. SAR over 1 g (mW/g) = 0.3479

# Peak SAR Location

---

## 1900 MHz Head SAR (Tilt)



File : c:/idx3/SYSTEM/SARMEAS3/data/Normal/01112017\_ZOOM.VLT  
Start : 20-Nov-101 04:20:02 pm End : 20-Nov-101 04:37:17 pm

Radio Type : SANYO  
Model Number : SCP-6200  
Serial Number : 2  
Frequency : 1851.25 MHz  
Peak Trans. Pwr : 0.165 W  
Start Trans. Pwr : 0.165 W  
Antenna Type : Helical  
Antenna Posn. : In  
Phantom Type : Head  
Phantom Posn. : Right Ear  
Scan Type : ZOOM/SAR  
Probe Name : PCTEST  
Field Type : E Field  
Orientation : 0 Degrees

Mixture Type = Brain  
Mixture Dielectric Constant = 40.400  
Mixture Conductivity = 1.620

Comment :  
SANYO DUAL-BAND PHONE - PCS MODE  
CH 0025 Conducted 22.2 dBm  
SANYO DUAL-BAND PHONE - TILT

Robot : PCTEST

Probe Offset = 0.20 cm  
Sensor Factor = 0.0108  
Conversion Factor = 0.550

PCTEST Amplifier Channel Settings : 0.309 0.361 0.421

Max Location : X = -1.000, Y = -1.500, Z = 0.000 (cm) Value = 28.701

Measured Values (volts) =  
2.925E-002 1.740E-002 1.242E-002 8.454E-003 6.240E-003 4.668E-003  
3.354E-003 2.545E-003 1.864E-003 1.516E-003 1.072E-003 8.115E-004  
6.758E-004 5.926E-004 3.552E-004 2.166E-004 3.434E-004 2.113E-004  
3.336E-004 2.835E-004 5.189E-005

Calc. Voltage @ Surface (Vs) = 0.0413

Voltage @ 1.00 cm (Vt) = 0.0080

Ave. Voltage (Vs+Vt)/2 = 0.0247

Ave. SAR over 1 g (mW/g) = 1.2565

File : c:/idx3/SYSTEM/SARMEAS3/data/Normal/01112016\_ZOOM.VLT  
Start : 20-Nov-101 03:46:21 pm End : 20-Nov-101 03:56:33 pm

Radio Type : SANYO  
Model Number : SCP-6200  
Serial Number : 2  
Frequency : 1851.25 MHz  
Peak Trans. Pwr : 0.165 W  
Start Trans. Pwr : 0.165 W  
Antenna Type : Helical  
Antenna Posn. : Out  
Phantom Type : Head  
Phantom Posn. : Right Ear  
Scan Type : ZOOM/SAR  
Probe Name : PCTEST  
Field Type : E Field  
Orientation : 0 Degrees

Mixture Type = Brain  
Mixture Dielectric Constant = 40.400  
Mixture Conductivity = 1.620

Comment :  
SANYO DUAL-BAND PHONE - PCS MODE  
CH 0025 Conducted 22.2 dBm  
SANYO DUAL-BAND PHONE - TILT

Robot : PCTEST

Probe Offset = 0.20 cm  
Sensor Factor = 0.0108  
Conversion Factor = 0.550

PCTEST Amplifier Channel Settings : 0.309 0.361 0.421

Max Location : X = 1.500, Y = -1.500, Z = 0.000 (cm) Value = 34.889

Measured Values (volts) =  
3.466E-002 2.513E-002 1.773E-002 1.298E-002 9.287E-003 7.138E-003  
4.855E-003 2.930E-003 2.084E-003 1.418E-003 8.915E-004 8.166E-004  
7.127E-004 4.604E-004 4.239E-004 4.214E-004 3.344E-004 3.064E-004  
2.112E-004 2.384E-004 1.939E-004

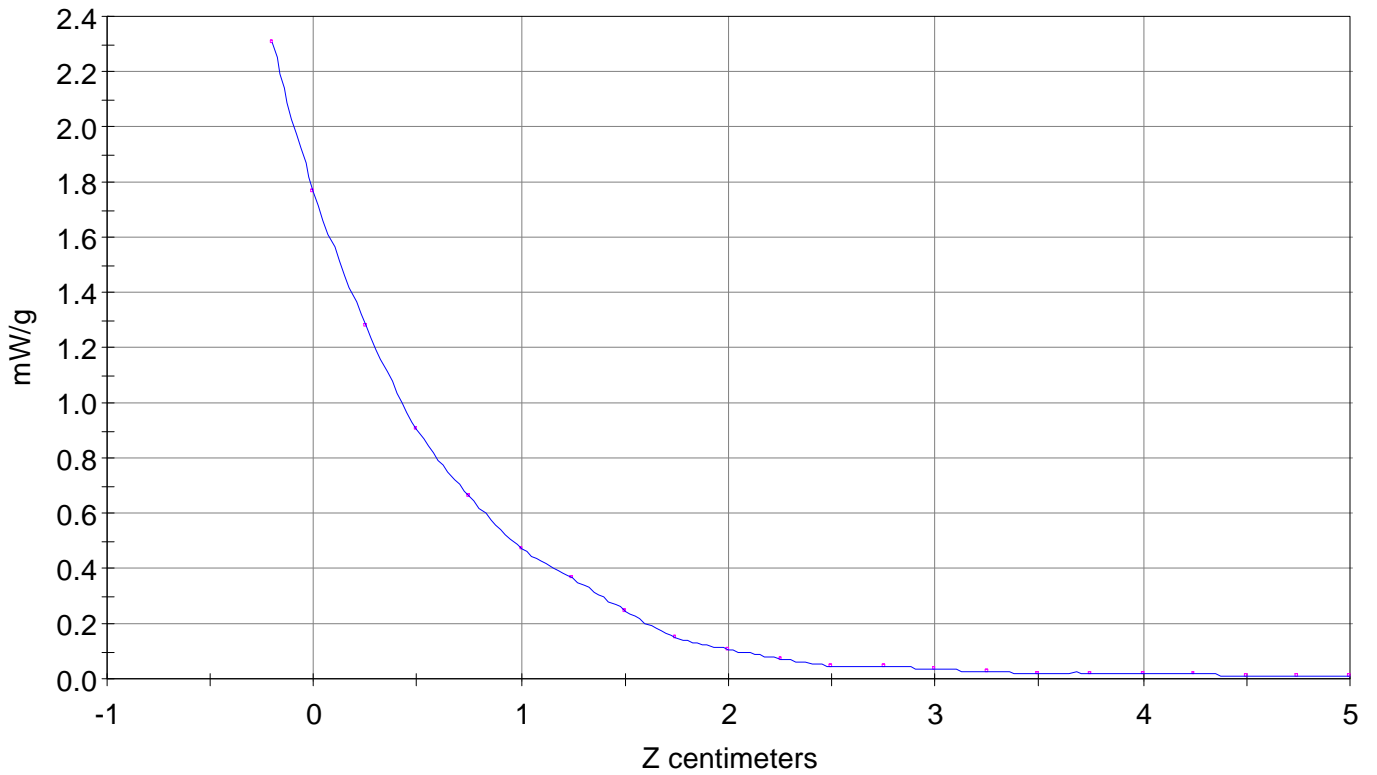
Calc. Voltage @ Surface (Vs) = 0.0453

Voltage @ 1.00 cm (Vt) = 0.0122

Ave. Voltage (Vs+Vt)/2 = 0.0288

Ave. SAR over 1 g (mW/g) = 1.4657

SAR Scan  
File : 01112016\_ZOOM  
Start : 20-Nov-101 03:46:21 pm End : 20-Nov-101 03:56:33 pm  
SANYO/SCP-6200/2;1851.25MHz;W;Helical/Out;  
Head/Right Ear;ZOOM/SAR;PCTEST/E Field/0 DegreesBrain/40.400/1.620



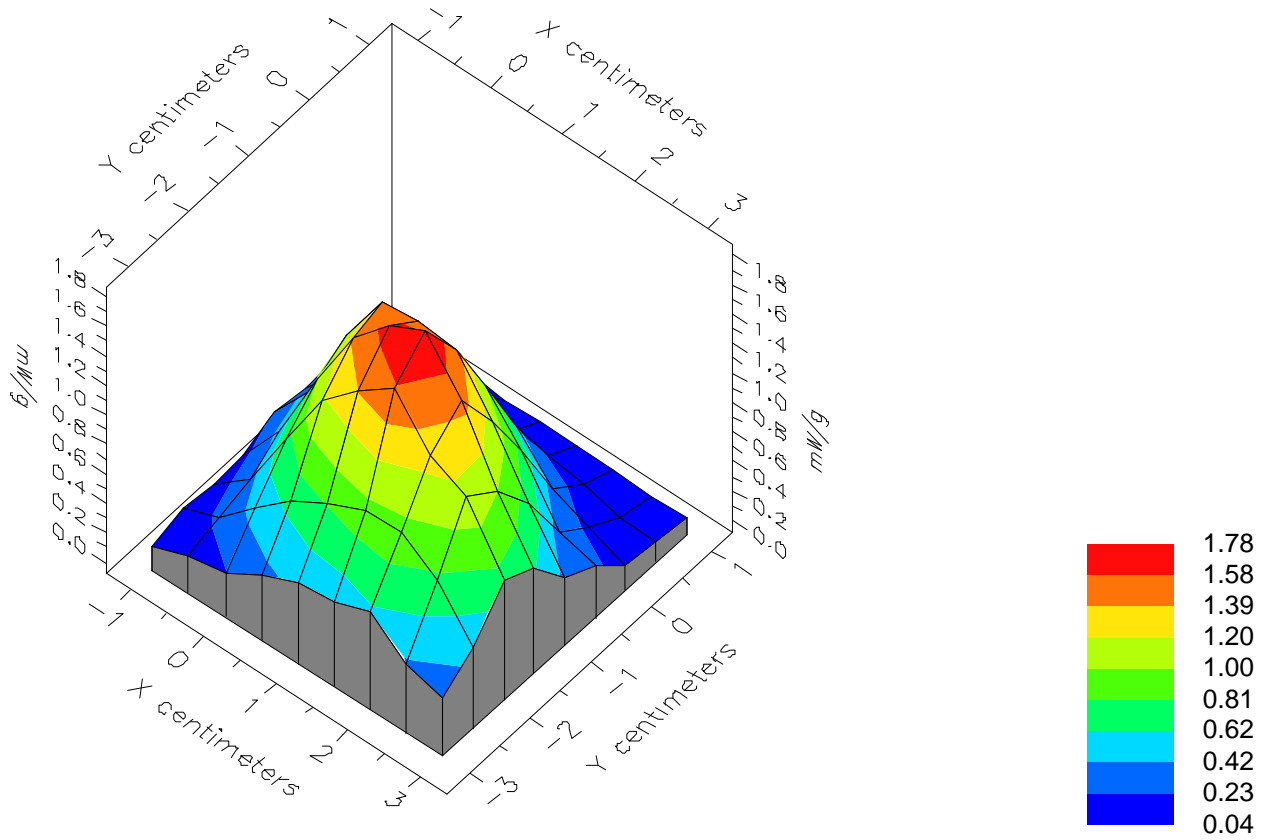


File : 01112016\_ZOOM

Start : 20-Nov-101 03:46:21 pm End : 20-Nov-101 03:56:33 pm

SANYO/SCP-6200/2;1851.25MHz;W;Helical/Out;

Head/Right Ear;ZOOM/SAR;PCTEST/E Field/0 DegreesBrain/40.400/1.620

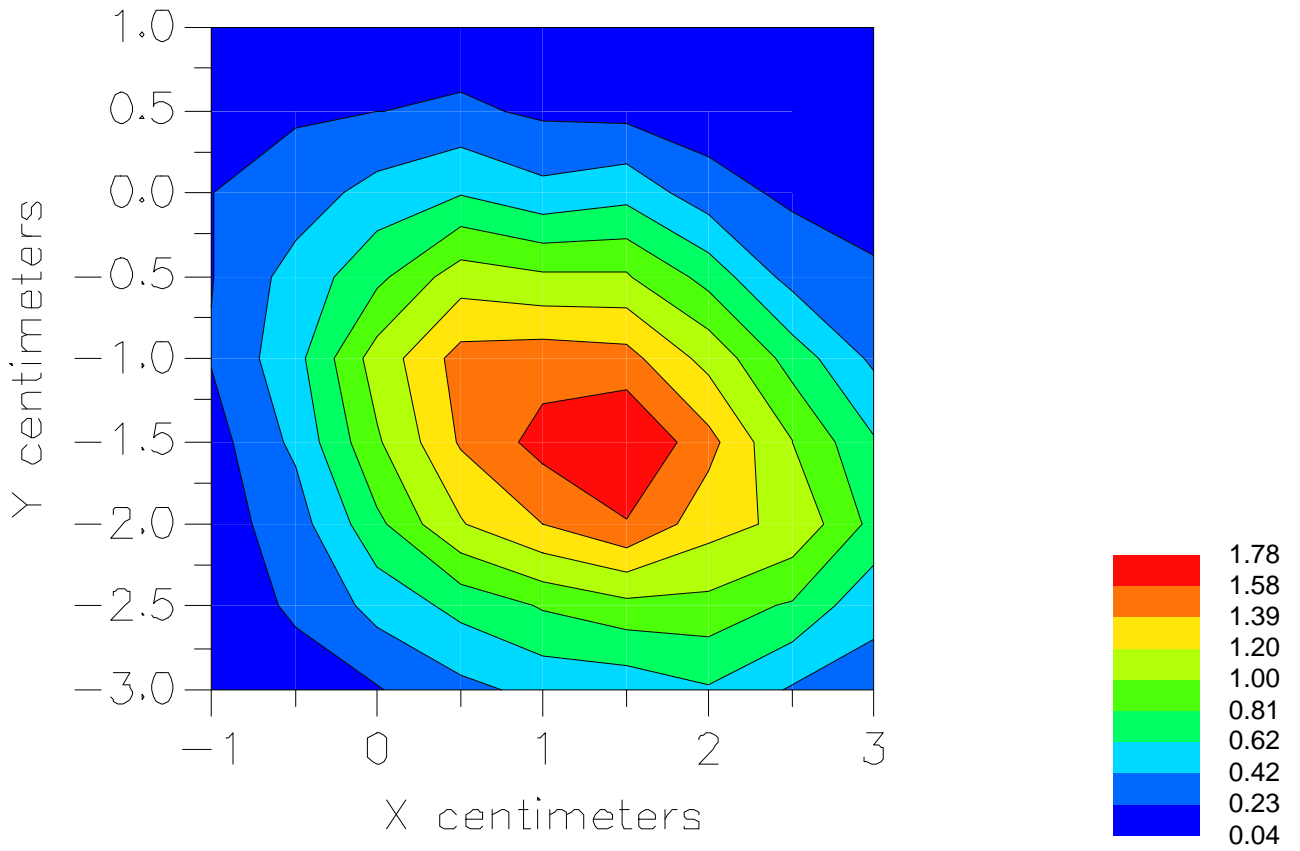


File : 01112016\_ZOOM

Start : 20-Nov-101 03:46:21 pm End : 20-Nov-101 03:56:33 pm

SANYO/SCP-6200/2;1851.25MHz;W;Helical/Out;

Head/Right Ear;ZOOM/SAR;PCTEST/E Field/0 DegreesBrain/40.400/1.620



File : c:/idx3/SYSTEM/SARMEAS3/data/Normal/01112018\_ZOOM.VLT  
Start : 20-Nov-101 04:38:52 pm End : 20-Nov-101 04:48:43 pm

Radio Type : SANYO  
Model Number : SCP-6200  
Serial Number : 2  
Frequency : 1880.00 MHz  
Peak Trans. Pwr : 0.165 W  
Start Trans. Pwr : 0.165 W  
Antenna Type : Helical  
Antenna Posn. : In  
Phantom Type : Head  
Phantom Posn. : Right Ear  
Scan Type : ZOOM/SAR  
Probe Name : PCTEST  
Field Type : E Field  
Orientation : 0 Degrees

Mixture Type = Brain  
Mixture Dielectric Constant = 40.400  
Mixture Conductivity = 1.620

Comment :  
SANYO DUAL-BAND PHONE - PCS MODE  
CH 0600 Conducted 22.2 dBm  
SANYO DUAL-BAND PHONE - TILT

Robot : PCTEST

Probe Offset = 0.20 cm  
Sensor Factor = 0.0108  
Conversion Factor = 0.550

PCTEST Amplifier Channel Settings : 0.309 0.361 0.421

Max Location : X = -1.000, Y = -1.500, Z = 0.000 (cm) Value = 22.289

Measured Values (volts) =  
2.153E-002 1.391E-002 1.004E-002 6.876E-003 4.933E-003 3.637E-003  
2.489E-003 1.761E-003 1.227E-003 1.208E-003 6.146E-004 5.268E-004  
5.391E-004 4.324E-004 2.841E-004 3.672E-004 2.914E-004 2.556E-004  
2.740E-004 1.353E-004 2.072E-004

Calc. Voltage @ Surface (Vs) = 0.0292

Voltage @ 1.00 cm (Vt) = 0.0065

Ave. Voltage (Vs+Vt)/2 = 0.0179

Ave. SAR over 1 g (mW/g) = 0.9098

File : c:/idx3/SYSTEM/SARMEAS3/data/Normal/01112014\_ZOOM.VLT  
Start : 20-Nov-101 03:14:45 pm End : 20-Nov-101 03:31:44 pm

Radio Type : SANYO  
Model Number : SCP-6200  
Serial Number : 2  
Frequency : 1880.00 MHz  
Peak Trans. Pwr : 0.165 W  
Start Trans. Pwr : 0.165 W  
Antenna Type : Helical  
Antenna Posn. : Out  
Phantom Type : Head  
Phantom Posn. : Right Ear  
Scan Type : ZOOM/SAR  
Probe Name : PCTEST  
Field Type : E Field  
Orientation : 0 Degrees

Mixture Type = Brain  
Mixture Dielectric Constant = 40.400  
Mixture Conductivity = 1.620

Comment :  
SANYO DUAL-BAND PHONE - PCS MODE  
CH 0600 Conducted 22.2 dBm  
SANYO DUAL-BAND PHONE - TILT

Robot : PCTEST

Probe Offset = 0.20 cm  
Sensor Factor = 0.0108  
Conversion Factor = 0.550

PCTEST Amplifier Channel Settings : 0.309 0.361 0.421

Max Location : X = 1.000, Y = -1.500, Z = 0.000 (cm) Value = 31.193

Measured Values (volts) =  
3.061E-002 2.242E-002 1.594E-002 1.172E-002 8.624E-003 5.937E-003  
3.978E-003 2.774E-003 1.662E-003 1.290E-003 9.808E-004 8.163E-004  
6.515E-004 4.943E-004 4.905E-004 3.274E-004 2.990E-004 3.535E-004  
2.810E-004 1.922E-004 1.309E-004

Calc. Voltage @ Surface (Vs) = 0.0397

Voltage @ 1.00 cm (Vt) = 0.0111

Ave. Voltage (Vs+Vt)/2 = 0.0254

Ave. SAR over 1 g (mW/g) = 1.2948

File : c:/idx3/SYSTEM/SARMEAS3/data/Normal/01112019\_ZOOM.VLT  
Start : 20-Nov-101 04:51:40 pm End : 20-Nov-101 05:01:33 pm

Radio Type : SANYO  
Model Number : SCP-6200  
Serial Number : 2  
Frequency : 1908.75 MHz  
Peak Trans. Pwr : 0.165 W  
Start Trans. Pwr : 0.165 W  
Antenna Type : Helical  
Antenna Posn. : In  
Phantom Type : Head  
Phantom Posn. : Right Ear  
Scan Type : ZOOM/SAR  
Probe Name : PCTEST  
Field Type : E Field  
Orientation : 0 Degrees

Mixture Type = Brain  
Mixture Dielectric Constant = 40.400  
Mixture Conductivity = 1.620

Comment :  
SANYO DUAL-BAND PHONE - PCS MODE  
CH 1175 Conducted 22.2 dBm  
SANYO DUAL-BAND PHONE - TILT

Robot : PCTEST

Probe Offset = 0.20 cm  
Sensor Factor = 0.0108  
Conversion Factor = 0.550

PCTEST Amplifier Channel Settings : 0.309 0.361 0.421

Max Location : X = -1.000, Y = -1.500, Z = 0.000 (cm) Value = 21.828

Measured Values (volts) =  
1.978E-002 1.334E-002 9.088E-003 6.422E-003 4.264E-003 3.186E-003  
2.234E-003 1.511E-003 1.073E-003 8.177E-004 5.995E-004 4.369E-004  
4.563E-004 4.856E-004 3.794E-004 3.046E-004 3.749E-004 2.755E-004  
3.406E-004 1.756E-004 2.033E-004

Calc. Voltage @ Surface (Vs) = 0.0270

Voltage @ 1.00 cm (Vt) = 0.0060

Ave. Voltage (Vs+Vt)/2 = 0.0165

Ave. SAR over 1 g (mW/g) = 0.8399

File : c:/idx3/SYSTEM/SARMEAS3/data/Normal/01112015\_ZOOM.VLT  
Start : 20-Nov-101 03:33:38 pm End : 20-Nov-101 03:43:49 pm

Radio Type : SANYO  
Model Number : SCP-6200  
Serial Number : 2  
Frequency : 1908.75 MHz  
Peak Trans. Pwr : 0.165 W  
Start Trans. Pwr : 0.165 W  
Antenna Type : Helical  
Antenna Posn. : Out  
Phantom Type : Head  
Phantom Posn. : Right Ear  
Scan Type : ZOOM/SAR  
Probe Name : PCTEST  
Field Type : E Field  
Orientation : 0 Degrees

Mixture Type = Brain  
Mixture Dielectric Constant = 40.400  
Mixture Conductivity = 1.620

Comment :  
SANYO DUAL-BAND PHONE - PCS MODE  
CH 1175 Conducted 22.2 dBm  
SANYO DUAL-BAND PHONE - TILT

Robot : PCTEST

Probe Offset = 0.20 cm  
Sensor Factor = 0.0108  
Conversion Factor = 0.550

PCTEST Amplifier Channel Settings : 0.309 0.361 0.421

Max Location : X = 1.500, Y = -1.500, Z = 0.000 (cm) Value = 22.375

Measured Values (volts) =  
2.215E-002 1.602E-002 1.111E-002 7.898E-003 5.672E-003 3.918E-003  
2.496E-003 1.445E-003 1.171E-003 9.660E-004 5.721E-004 5.700E-004  
4.785E-004 2.959E-004 2.829E-004 3.201E-004 2.667E-004 2.478E-004  
1.561E-004 2.373E-004 1.172E-004

Calc. Voltage @ Surface (Vs) = 0.0292

Voltage @ 1.00 cm (Vt) = 0.0075

Ave. Voltage (Vs+Vt)/2 = 0.0183

Ave. SAR over 1 g (mW/g) = 0.9331

File : c:/idx3/SYSTEM/SARMEAS3/data/Normal/01112013\_ZOOM.VLT  
Start : 20-Nov-101 01:40:12 pm End : 20-Nov-101 01:57:08 pm

Radio Type : SANYO  
Model Number : SCP-6200  
Serial Number : 2  
Frequency : 1851.25 MHz  
Peak Trans. Pwr : 0.165 W  
Start Trans. Pwr : 0.165 W  
Antenna Type : Helical  
Antenna Posn. : Out  
Phantom Type : Head  
Phantom Posn. : Right Ear  
Scan Type : ZOOM/SAR  
Probe Name : PCTEST  
Field Type : E Field  
Orientation : 0 Degrees

Mixture Type = Brain  
Mixture Dielectric Constant = 40.400  
Mixture Conductivity = 1.620

Comment :  
SANYO DUAL-BAND PHONE - PCS MODE  
CH 0025 Conducted 22.2 dBm  
SANYO DUAL-BAND PHONE - TILT

Robot : PCTEST

Probe Offset = 0.20 cm  
Sensor Factor = 0.0108  
Conversion Factor = 0.550

PCTEST Amplifier Channel Settings : 0.309 0.361 0.421

Max Location : X = 1.000, Y = -1.500, Z = 0.000 (cm) Value = 34.569

Measured Values (volts) =  
3.388E-002 2.476E-002 1.670E-002 1.306E-002 9.421E-003 6.764E-003  
4.185E-003 3.176E-003 2.089E-003 1.424E-003 8.563E-004 8.397E-004  
6.946E-004 5.016E-004 5.005E-004 5.183E-004 3.227E-004 2.381E-004  
2.676E-004 2.652E-004 1.961E-005

Calc. Voltage @ Surface (Vs) = 0.0450

Voltage @ 1.00 cm (Vt) = 0.0123

Ave. Voltage (Vs+Vt)/2 = 0.0287

Ave. SAR over 1 g (mW/g) = 1.4597

File : c:/idx3/SYSTEM/SARMEAS3/data/Normal/01112022\_ZOOM.VLT  
Start : 20-Nov-101 05:59:09 pm End : 20-Nov-101 06:17:00 pm

Radio Type : SANYO  
Model Number : SCP-6200  
Serial Number : 2  
Frequency : 1851.25 MHz  
Peak Trans. Pwr : 0.165 W  
Start Trans. Pwr : 0.165 W  
Antenna Type : Helical  
Antenna Posn. : In  
Phantom Type : Head  
Phantom Posn. : Left Ear  
Scan Type : ZOOM/SAR  
Probe Name : PCTEST  
Field Type : E Field  
Orientation : 0 Degrees

Mixture Type = Brain  
Mixture Dielectric Constant = 40.400  
Mixture Conductivity = 1.620

Comment :  
SANYO DUAL-BAND PHONE - PCS MODE  
CH 0025 Conducted 22.2 dBm  
SANYO DUAL-BAND PHONE - TILT

Robot : PCTEST

Probe Offset = 0.20 cm  
Sensor Factor = 0.0108  
Conversion Factor = 0.550

PCTEST Amplifier Channel Settings : 0.309 0.361 0.421

Max Location : X = 0.000, Y = -3.000, Z = 0.000 (cm) Value = 26.166

Measured Values (volts) =  
2.396E-002 1.379E-002 8.396E-003 5.048E-003 3.485E-003 2.378E-003  
2.057E-003 1.464E-003 1.158E-003 1.107E-003 8.719E-004 8.037E-004  
4.896E-004 6.782E-004 5.637E-004 3.433E-004 4.325E-004 2.929E-004  
4.936E-004 3.340E-004 3.618E-004

Calc. Voltage @ Surface (Vs) = 0.0365

Voltage @ 1.00 cm (Vt) = 0.0047

Ave. Voltage (Vs+Vt)/2 = 0.0206

Ave. SAR over 1 g (mW/g) = 1.0490



File : c:/idx3/SYSTEM/SARMEAS3/data/Normal/01112008\_ZOOM.VLT  
Start : 20-Nov-101 11:26:08 am End : 20-Nov-101 11:43:12 am

Radio Type : SANYO  
Model Number : SCP-6200  
Serial Number : 2  
Frequency : 1851.25 MHz  
Peak Trans. Pwr : 0.165 W  
Start Trans. Pwr : 0.165 W  
Antenna Type : Helical  
Antenna Posn. : Out  
Phantom Type : Head  
Phantom Posn. : Left Ear  
Scan Type : ZOOM/SAR  
Probe Name : PCTEST  
Field Type : E Field  
Orientation : 0 Degrees

Mixture Type = Brain  
Mixture Dielectric Constant = 40.400  
Mixture Conductivity = 1.620

Comment :  
SANYO DUAL-BAND PHONE - PCS MODE  
CH 0025 Conducted 22.2 dBm  
SANYO DUAL-BAND PHONE - TILT

Robot : PCTEST

Probe Offset = 0.20 cm  
Sensor Factor = 0.0108  
Conversion Factor = 0.550

PCTEST Amplifier Channel Settings : 0.309 0.361 0.421

Max Location : X = -2.000, Y = -2.000, Z = 0.000 (cm) Value = 31.900

Measured Values (volts) =  
2.956E-002 2.124E-002 1.494E-002 1.104E-002 8.370E-003 5.729E-003  
3.998E-003 2.698E-003 1.944E-003 1.200E-003 7.547E-004 5.896E-004  
4.999E-004 4.543E-004 4.304E-004 3.612E-004 2.618E-004 2.117E-004  
2.811E-004 2.910E-004 3.133E-004

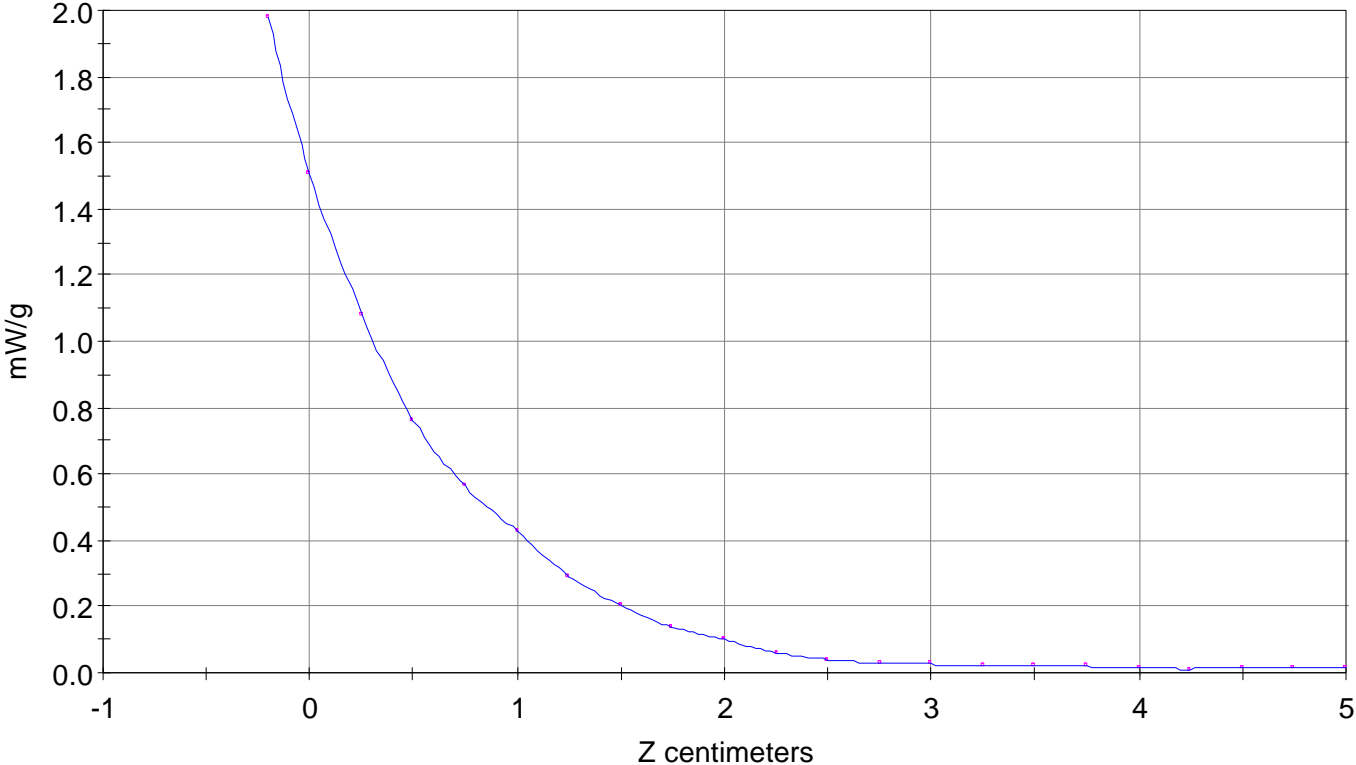
Calc. Voltage @ Surface (Vs) = 0.0388

Voltage @ 1.00 cm (Vt) = 0.0105

Ave. Voltage (Vs+Vt)/2 = 0.0247

Ave. SAR over 1 g (mW/g) = 1.2562

SAR Scan  
File : 01112008\_ZOOM  
Start : 20-Nov-101 11:26:08 am End : 20-Nov-101 11:43:12 am  
SANYO/SCP-6200/2;1851.25MHz;W;Helical/Out;  
Head/Left Ear;ZOOM/SAR;PCTEST/E Field/0 DegreesBrain/40.400/1.620

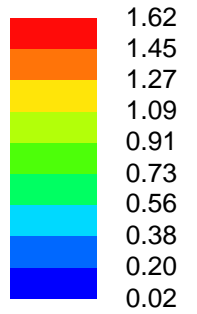
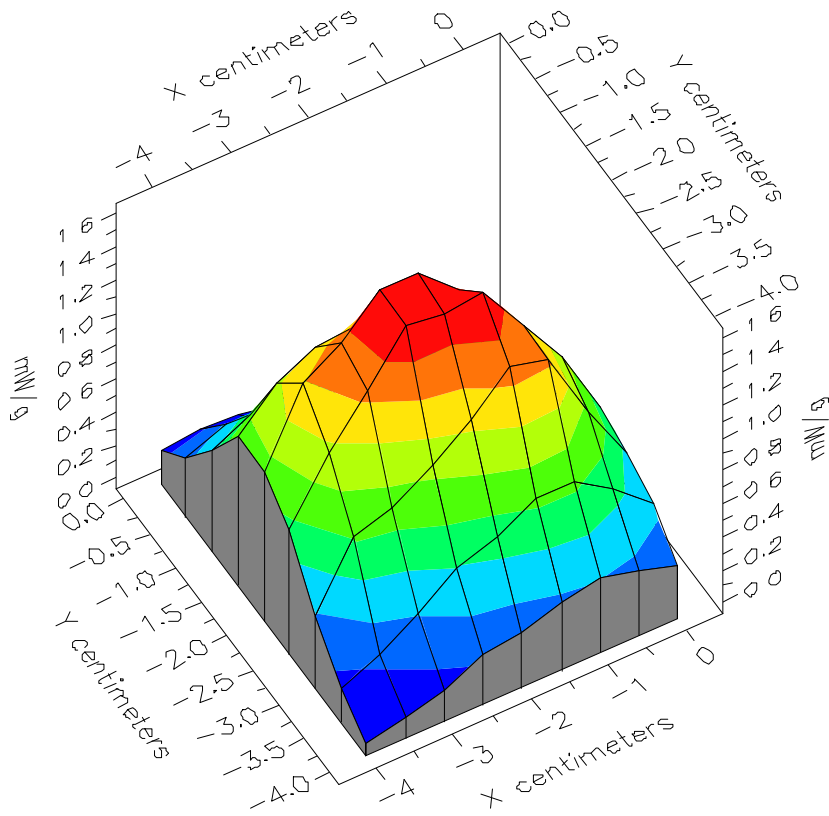


File : 01112008\_ZOOM

Start : 20-Nov-101 11:26:08 am End : 20-Nov-101 11:43:12 am

SANYO/SCP-6200/2;1851.25MHz;W;Helical/Out;

Head/Left Ear;ZOOM/SAR;PCTEST/E Field/0 DegreesBrain/40.400/1.620

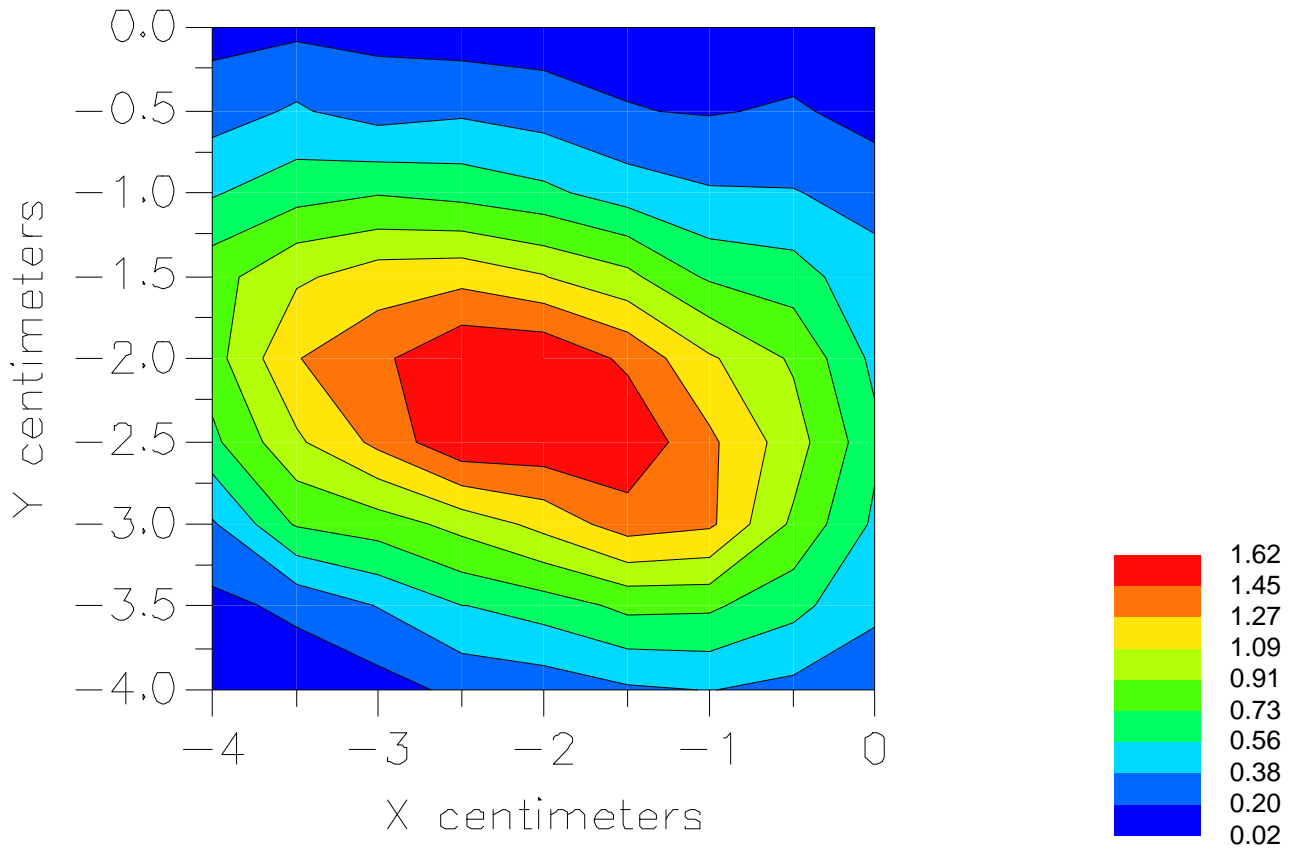


File : 01112008\_ZOOM

Start : 20-Nov-101 11:26:08 am End : 20-Nov-101 11:43:12 am

SANYO/SCP-6200/2;1851.25MHz;W;Helical/Out;

Head/Left Ear;ZOOM/SAR;PCTEST/E Field/0 DegreesBrain/40.400/1.620



File : c:/idx3/SYSTEM/SARMEAS3/data/Normal/01112104\_ZOOM.VLT  
Start : 21-Nov-101 09:54:44 am End : 21-Nov-101 10:04:58 am

Radio Type : SANYO  
Model Number : SCP-6200  
Serial Number : 2  
Frequency : 1880.00 MHz  
Peak Trans. Pwr : 0.165 W  
Start Trans. Pwr : 0.165 W  
Antenna Type : Helical  
Antenna Posn. : In  
Phantom Type : Head  
Phantom Posn. : Left Ear  
Scan Type : ZOOM/SAR  
Probe Name : PCTEST  
Field Type : E Field  
Orientation : 0 Degrees

Mixture Type = Brain  
Mixture Dielectric Constant = 40.400  
Mixture Conductivity = 1.620

Comment :  
SANYO DUAL-BAND PHONE - PCS MODE  
CH 0600 Conducted 22.2 dBm  
SANYO DUAL-BAND PHONE - TILT

Robot : PCTEST

Probe Offset = 0.20 cm  
Sensor Factor = 0.0108  
Conversion Factor = 0.550

PCTEST Amplifier Channel Settings : 0.309 0.361 0.421

Max Location : X = 0.000, Y = -3.000, Z = 0.000 (cm) Value = 25.368

Measured Values (volts) =  
2.656E-002 1.883E-002 1.338E-002 9.738E-003 7.735E-003 6.214E-003  
5.368E-003 4.074E-003 3.228E-003 3.545E-003 3.214E-003 3.026E-003  
2.998E-003 3.179E-003 3.189E-003 3.015E-003 3.186E-003 3.546E-003  
3.622E-003 3.456E-003 3.781E-003

Calc. Voltage @ Surface (Vs) = 0.0349

Voltage @ 1.00 cm (Vt) = 0.0093

Ave. Voltage (Vs+Vt)/2 = 0.0221

Ave. SAR over 1 g (mW/g) = 1.1276

File : c:/idx3/SYSTEM/SARMEAS3/data/Normal/01112009\_ZOOM.VLT  
Start : 20-Nov-101 11:44:58 am End : 20-Nov-101 11:55:09 am

Radio Type : SANYO  
Model Number : SCP-6200  
Serial Number : 2  
Frequency : 1880.00 MHz  
Peak Trans. Pwr : 0.165 W  
Start Trans. Pwr : 0.165 W  
Antenna Type : Helical  
Antenna Posn. : Out  
Phantom Type : Head  
Phantom Posn. : Left Ear  
Scan Type : ZOOM/SAR  
Probe Name : PCTEST  
Field Type : E Field  
Orientation : 0 Degrees

Mixture Type = Brain  
Mixture Dielectric Constant = 40.400  
Mixture Conductivity = 1.620

Comment :  
SANYO DUAL-BAND PHONE - PCS MODE  
CH 0600 Conducted 22.2 dBm  
SANYO DUAL-BAND PHONE - TILT

Robot : PCTEST

Probe Offset = 0.20 cm  
Sensor Factor = 0.0108  
Conversion Factor = 0.550

PCTEST Amplifier Channel Settings : 0.309 0.361 0.421

Max Location : X = -2.500, Y = -2.500, Z = 0.000 (cm) Value = 32.334

Measured Values (volts) =  
2.830E-002 1.894E-002 1.351E-002 9.429E-003 7.201E-003 4.858E-003  
3.148E-003 2.341E-003 1.342E-003 7.715E-004 6.101E-004 4.905E-004  
2.797E-004 3.846E-004 2.946E-004 3.499E-004 2.455E-004 2.693E-004  
1.713E-004 1.290E-004 2.799E-004

Calc. Voltage @ Surface (Vs) = 0.0381

Voltage @ 1.00 cm (Vt) = 0.0090

Ave. Voltage (Vs+Vt)/2 = 0.0235

Ave. SAR over 1 g (mW/g) = 1.1979

File : c:/idx3/SYSTEM/SARMEAS3/data/Normal/01112103\_ZOOM.VLT  
Start : 21-Nov-101 09:43:49 am End : 21-Nov-101 09:54:03 am

Radio Type : SANYO  
Model Number : SCP-6200  
Serial Number : 2  
Frequency : 1908.75 MHz  
Peak Trans. Pwr : 0.165 W  
Start Trans. Pwr : 0.165 W  
Antenna Type : Helical  
Antenna Posn. : In  
Phantom Type : Head  
Phantom Posn. : Left Ear  
Scan Type : ZOOM/SAR  
Probe Name : PCTEST  
Field Type : E Field  
Orientation : 0 Degrees

Mixture Type = Brain  
Mixture Dielectric Constant = 40.400  
Mixture Conductivity = 1.620

Comment :  
SANYO DUAL-BAND PHONE - PCS MODE  
CH 1175 Conducted 22.2 dBm  
SANYO DUAL-BAND PHONE - TILT

Robot : PCTEST

Probe Offset = 0.20 cm  
Sensor Factor = 0.0108  
Conversion Factor = 0.550

PCTEST Amplifier Channel Settings : 0.309 0.361 0.421

Max Location : X = 0.000, Y = -3.000, Z = 0.000 (cm) Value = 19.939

Measured Values (volts) =  
2.117E-002 1.330E-002 8.616E-003 5.658E-003 3.428E-003 2.159E-003  
9.716E-004 4.246E-004 2.672E-004 2.941E-004 8.223E-006 1.003E-004  
3.803E-005 0.000E+000 0.000E+000 0.000E+000 0.000E+000 0.000E+000  
3.957E-005 0.000E+000 0.000E+000

Calc. Voltage @ Surface (Vs) = 0.0303

Voltage @ 1.00 cm (Vt) = 0.0052

Ave. Voltage (Vs+Vt)/2 = 0.0178

Ave. SAR over 1 g (mW/g) = 0.9054

File : c:/idx3/SYSTEM/SARMEAS3/data/Normal/01112006\_ZOOM.VLT  
Start : 20-Nov-101 10:42:55 am End : 20-Nov-101 11:00:00 am

Radio Type : SANYO  
Model Number : SCP-6200  
Serial Number : 2  
Frequency : 1908.75 MHz  
Peak Trans. Pwr : 0.165 W  
Start Trans. Pwr : 0.165 W  
Antenna Type : Helical  
Antenna Posn. : Out  
Phantom Type : Head  
Phantom Posn. : Left Ear  
Scan Type : ZOOM/SAR  
Probe Name : PCTEST  
Field Type : E Field  
Orientation : 0 Degrees

Mixture Type = Brain  
Mixture Dielectric Constant = 40.400  
Mixture Conductivity = 1.620

Comment :  
SANYO DUAL-BAND PHONE - PCS MODE  
CH 1175 Conducted 22.2 dBm  
SANYO DUAL-BAND PHONE - TILT

Robot : PCTEST

Probe Offset = 0.20 cm  
Sensor Factor = 0.0108  
Conversion Factor = 0.550

PCTEST Amplifier Channel Settings : 0.309 0.361 0.421

Max Location : X = -2.000, Y = -2.500, Z = 0.000 (cm) Value = 24.363

Measured Values (volts) =  
2.176E-002 1.470E-002 1.033E-002 7.217E-003 4.992E-003 3.750E-003  
2.469E-003 1.408E-003 7.031E-004 6.741E-004 3.733E-004 2.656E-004  
3.664E-004 4.007E-004 3.901E-004 3.056E-004 3.079E-004 4.215E-004  
3.255E-004 2.860E-004 2.615E-004

Calc. Voltage @ Surface (Vs) = 0.0293

Voltage @ 1.00 cm (Vt) = 0.0068

Ave. Voltage (Vs+Vt)/2 = 0.0180

Ave. SAR over 1 g (mW/g) = 0.9189