

13. TEST SETUP PHOTOGRAPHS



Figure 13-1
Test Setup for Wireless Device







Figure 13-2
Test Setup for Wireless Device

FCC ID: AEZSCP-3800	 PCTEST ENGINEERING LABORATORY, INC.	HAC (T-COIL) TEST REPORT	 SANYO	Reviewed by: Quality Manager
Filename: 0801290122.AEZ	Test Dates: February 7 - 8, 2008	EUT Type: Cellular/PCS CDMA Phone with Bluetooth		Page 34 of 35





Axial

Radial H (Transverse)

Radial V (Longitudinal)

**Figure 13-3
T-Coil Scan Overlay Magnetic Field Distributions**

Note: Final measurement locations are indicated by a cursor on the contour plots.

FCC ID: AEZSCP-3800	 <small>ENGINEERING LABORATORY, INC.</small>	HAC (T-COIL) TEST REPORT	 Reviewed by: Quality Manager
Filename: 0801290122.AEZ	Test Dates: February 7 - 8, 2008	EUT Type: Cellular/PCS CDMA Phone with Bluetooth	Page 35 of 35