





## 13. TEST SETUP PHOTOGRAPHS




**Figure 13-1**  
**Test Setup for Wireless Device**



**Figure 13-2**  
**Test Setup for Wireless Device**

FCC ID: AEZSCP-32H	 PCTEST ENGINEERING LABORATORY, INC.	HAC (T-COIL) TEST REPORT	 SANYO	Reviewed by: Quality Manager
Filename: 0802200202.AEZ	Test Dates: February 26 - 27, 2008	EUT Type: Cellular/PCS CDMA Phone with AMPS and Bluetooth		Page 34 of 35





Axial

Radial H (Transverse)

Radial V (Longitudinal)

**Figure 13-3  
T-Coil Scan Overlay Magnetic Field Distributions**

Note: Final measurement locations are indicated by a cursor on the contour plots.

FCC ID: AEZSCP-32H	 <b>PCTEST</b> <small>ENGINEERING LABORATORY, INC.</small>	HAC (T-COIL) TEST REPORT	 <b>SANYO</b> Reviewed by: Quality Manager
Filename: 0802200202.AEZ	Test Dates: February 26 - 27, 2008	EUT Type: Cellular/PCS CDMA Phone with AMPS and Bluetooth	Page 35 of 35