



ATTACHMENT A. TEST SETUP PHOTOGRAPHS



**Figure 0-1
Test Setup for Wireless Device**



**Figure 0-2
Test Setup for Wireless Device**

FCC ID: AEZSCP-32H		HAC (T-COIL) TEST REPORT		Reviewed by: Quality Manager
Filename: 0612051098	Test Dates: December 26 - 27, 2006	EUT Type: Tri-Mode Dual-Band Analog/PCS Phone with Bluetooth	Page 33 of 34	





Axial

Radial H (Transverse)

Radial V (Longitudinal)

**Figure 0-3
T-Coil Scan Overlay Magnetic Field Distributions**

Note: Final measurement locations are indicated by a cursor on the contour plots.

FCC ID: AEZSCP-32H		HAC (T-COIL) TEST REPORT		Reviewed by: Quality Manager
Filename: 0612051098	Test Dates: December 26 - 27, 2006	EUT Type: Tri-Mode Dual-Band Analog/PCS Phone with Bluetooth	Page 34 of 34	