



17. TEST PHOTOGRAPHS

See following Attached Pages for setup photographs.

FCC ID: AEZSCP-32H	 PCTEST wired	HAC (RF EMISSIONS) TEST REPORT		Reviewed by: Quality Manager
HAC Filename: 0612051097	Test Dates: December 11 - 13, 2006	EUT Type: Tri-Mode Dual-Band Analog/PCS Phone with Bluetooth	Page 68 of 70	






Figure 17-1
Ear Reference Point HAC Phantom Alignment



Figure 17-2
HAC Phantom Plane Alignment

FCC ID: AEZSCP-32H		HAC (RF EMISSIONS) TEST REPORT		Reviewed by: Quality Manager
HAC Filename: 0612051097	Test Dates: December 11 - 13, 2006	EUT Type: Tri-Mode Dual-Band Analog/PCS Phone with Bluetooth		Page 69 of 70

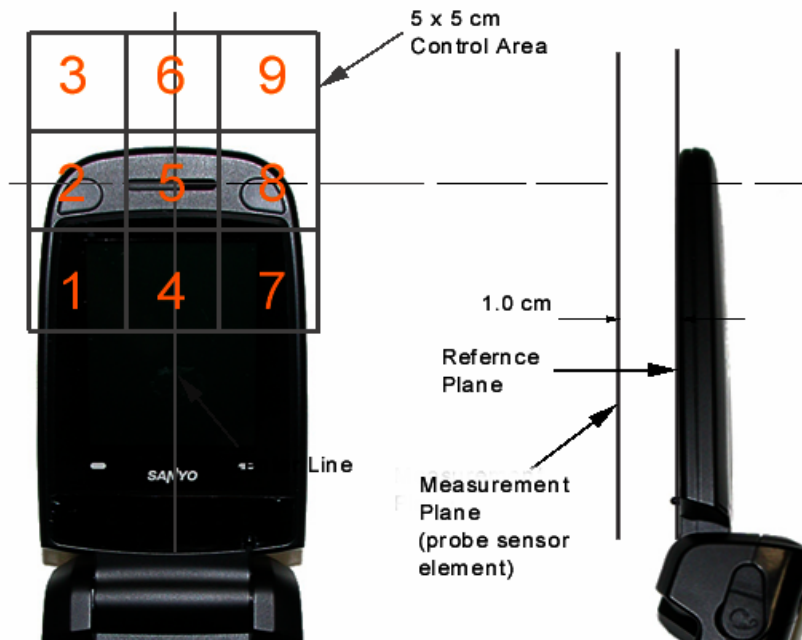




Figure 17-3
5x5 Scan grid above WD



Figure 17-4
E-Field WD Scan overlay



Figure 17-5
H-Field WD Scan overlay

FCC ID: AEZSCP-32H	 PCTEST microlabs	HAC (RF EMISSIONS) TEST REPORT	 SANYO	Reviewed by: Quality Manager
HAC Filename: 0612051097	Test Dates: December 11 - 13, 2006	EUT Type: Tri-Mode Dual-Band Analog/PCS Phone with Bluetooth		Page 70 of 70