



ATTACHMENT A. TEST SETUP PHOTOGRAPHS



**Figure 0-1
Test Setup for Wireless Device**



**Figure 0-2
Test Setup for Wireless Device**

| | | | | |
|----------------------------|---|--|---|---------------------------------|
| FCC ID: AEZSCP-31H |  | HAC (RF EMISSIONS) TEST REPORT |  | Reviewed by: Quality Manager |
| Filename: 0608090664-R1 | Test Dates: August 21 - 22, 2006 | EUT Type: Tri-Mode Dual-Band Analog/PCS Phone | | Page 33 of 34 |





Axial

Radial H (Transverse)

Radial V (Longitudinal)

Figure 0-3
T-Coil Scan Overlay Magnetic Field Distributions

Note: Final measurement locations are indicated by a cursor on the contour plots.

| | | | | |
|----------------------------|---|--|---|---------------------------------|
| FCC ID: AEZSCP-31H |  | HAC (RF EMISSIONS) TEST REPORT |  | Reviewed by: Quality Manager |
| Filename: 0608090664-R1 | Test Dates: August 21 - 22, 2006 | EUT Type: Tri-Mode Dual-Band Analog/PCS Phone | | Page 34 of 34 |