



13. TEST SETUP PHOTOGRAPHS



Figure 13-1
Test Setup for Wireless Device



Figure 13-2
Test Setup for Wireless Device

FCC ID: AEZSCP-31H		C63.19-2006 v3.12 §6 HAC TEST REPORT		Reviewed by: Quality Manager
Filename: 0608090664	Test Dates: August 21 - 22, 2006	EUT Type: Tri-Mode Dual-Band Analog/PCS Phone	Page 35 of 36	





Axial

Radial H (Transverse)

Radial V (Longitudinal)

Figure 13-3
T-Coil Scan Overlay Magnetic Field Distributions

Note: Final measurement locations are indicated by a cursor on the contour plots.

FCC ID: AEZSCP-31H		C63.19-2006 v3.12 §6 HAC TEST REPORT		Reviewed by: Quality Manager
Filename: 0608090664	Test Dates: August 21 - 22, 2006	EUT Type: Tri-Mode Dual-Band Analog/PCS Phone	Page 36 of 36	