



## APPENDIX A. SETUP PHOTOGRAPHS

See following Attached Pages for setup photographs.

|  |   |  |   |  |
|--|---|--|---|--|
| <b>PCTEST™ HAC REPORT</b>                  |  | <b>FCC MEASUREMENT REPORT</b>                |  | <b>Reviewed by:</b><br>Quality Manager |
| <b>HAC Filename:</b><br>HAC.0601200033.AEZ | <b>Test Dates:</b><br>January 26-30, 2006   | <b>EUT Type:</b><br>Tri-Mode Dual-Band Phone | <b>FCC ID:</b><br>AEZSCP-31H  | Page 68 of 69                          |






Figure 30



Figure 31

|                                     |   |                                       |   |                                 |
|-------------------------------------|---|---------------------------------------|---|---------------------------------|
| PCTEST™ HAC REPORT                  |  PCTEST<br>wired | FCC MEASUREMENT REPORT                |  SANYO | Reviewed by:<br>Quality Manager |
| HAC Filename:<br>HAC.0601200033.AEZ | Test Dates:<br>January 26-30, 2006  | EUT Type:<br>Tri-Mode Dual-Band Phone | FCC ID:<br>AEZSCP-31H   | Page 69 of 69                   |