

## APPENDIX A. TEST PHOTOGRAPHS

See following Attached Pages for setup photographs.



<b>PCTEST™ HAC REPORT</b>		<b>FCC MEASUREMENT REPORT</b>		<b>Reviewed by:</b> Quality Manager
<b>HAC Filename:</b> HAC.0603160182.AEZ	<b>Test Dates:</b> March 28-30, 2006	<b>EUT Type:</b> Dual-Band Phone	<b>FCC ID:</b> AEZSCP-24H	Page 68 of 70



Figure 29






Figure 30

PCTEST™ HAC REPORT	 PCTEST wired & wireless	FCC MEASUREMENT REPORT	 SANYO	Reviewed by: Quality Manager
HAC Filename: HAC.0603160182.AEZ	Test Dates: March 28-30, 2006	EUT Type: Dual-Band Phone	FCC ID: AEZSCP-24H	Page 69 of 70

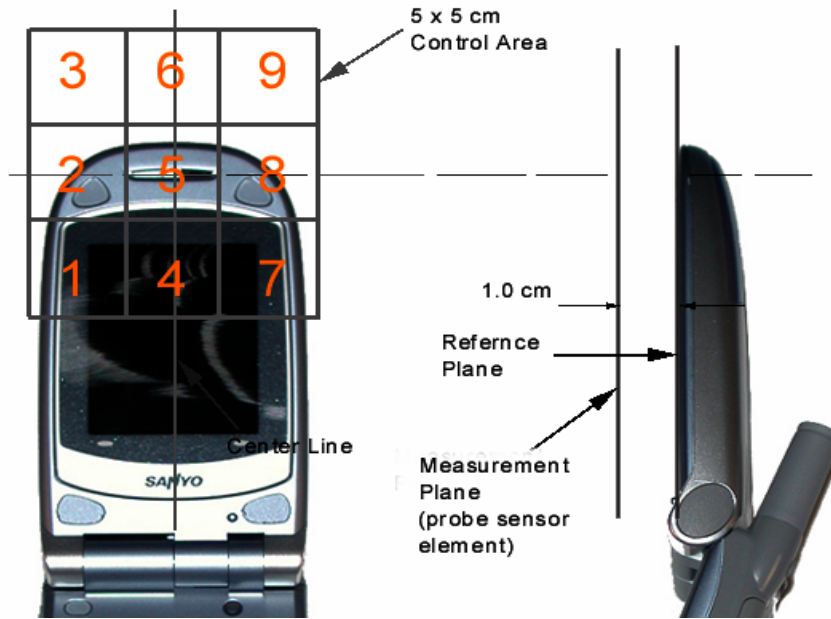


Figure 31 5x5 Scan grid above WD



Figure 32 E-Field WD Scan overlay



Figure 33 H-Field WD Scan overlay

PCTEST™ HAC REPORT	PCTEST	FCC MEASUREMENT REPORT	SANYO	Reviewed by: Quality Manager
HAC Filename: HAC.0603160182.AEZ	Test Dates: March 28-30, 2006	EUT Type: Dual-Band Phone	FCC ID: AEZSCP-24H	Page 70 of 70