



**47 CFR PART 24E TEST SETUP PHOTOGRAPHS OF A
W-CDMA SUBSCRIBER TERMINAL (PCS LICENSED
TRANSMITTER), BRAND SOMA NETWORKS,
MODEL CPE-400-270.**

**Sanyo Electric Co., Ltd. Testing Laboratory
7-3-2 Higashimachi, Ibukidai, Nishi-ku
Kobe-city, Hyogo Prefecture
651-2242 Japan**

Telephone: +81 78 993 1062
Telefax: +81 78 993 1097



Description of EUT: W-CDMA subscriber terminal (PCS licensed transmitter)
Manufacturer: Sanyo Electric Co., Ltd.
Brand mark: SOMA Networks
Model: CPE-400-270
FCC ID: AEZCPE-400-270

Description of test item

Test item : W-CDMA subscriber terminal
Manufacturer : Sanyo Electric Co., Ltd.
Brand : SOMA Networks
Model : CPE-400-270
Serial numbers : 1306419001
Revision : -
Receipt number : 1
Receipt date : October 13, 2006

Applicant information

Applicant's representative : Mr. O. Shimizu
Company : Sanyo Electric Co., Ltd.
Address : 1-1 Sanyo-cho Daito City
Postal code : 574-8534
City : Osaka
PO-box : -
Postal code : -
City : -
Country : Japan
Telephone number : +81 72 870 6532
Telefax number : +81 72 870 6597

This report shall not be reproduced, except in full, without the written permission of Sanyo Electric Co., Ltd. Testing Laboratory
The test results relate only to the item(s) tested.



Description of EUT: W-CDMA subscriber terminal (PCS licensed transmitter)
Manufacturer: Sanyo Electric Co., Ltd.
Brand mark: SOMA Networks
Model: CPE-400-270
FCC ID: AEZCPE-400-270

Table of contents


1	Radiated emission test setup.....	4
1.1	Radiated emission test setup (front).....	4
1.2	Radiated emission test setup (back).....	5
1.3	RF output power (eirp) measurement test setup.....	6
2	Conducted emission test setup.....	8
2.1	Conducted emission test setup (front).....	8
2.2	Conducted emission test setup (back).....	9
3	Conducted RF measurements test setup.....	10
3.1	RF output power measurement test setup.....	10
3.2	Occupied bandwidth measurement test setup.....	11
3.3	Frequency stability measurement test setup.....	12

1 Radiated emission test setup.


1.1 Radiated emission test setup (front).




1.2 Radiated emission test setup (back).



1.3 RF output power (eirp) measurement test setup.





2 Conducted emission test setup.

2.1 Conducted emission test setup (front).






Description of EUT: W-CDMA subscriber terminal (PCS licensed transmitter)
Manufacturer: Sanyo Electric Co., Ltd.
Brand mark: SOMA Networks
Model: CPE-400-270
FCC ID: AEZCPE-400-270

2.2 Conducted emission test setup (Side).




3 Conducted RF measurements test setup.

3.1 RF output power measurement test setup.



3.2 Occupied bandwidth measurement test setup.



3.3 Frequency stability measurement test setup.

