



APPENDIX B Photographs of EUT System Configuration

AC Power Line Conducted Emission




Spurious Emissions Measurement (Radiated)


30-1000 MHz




X axis




Y axis




Z axis




Above 1GHz



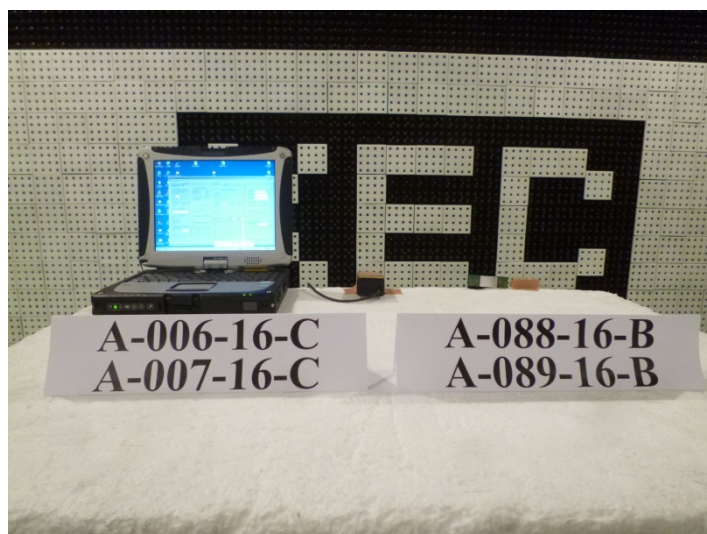
Above 1GHz



X axis



Y axis



Z axis

DFS

