


NOT FINAL



## Owner's Manual

**Important!**  
Return your **Warranty Registration Card** within **10 days**. See why inside.



# PHILIPS

# Return your Warranty Registration card today to ensure you receive all the benefits you're entitled to.

Once your PHILIPS purchase is registered, you're eligible to receive all the privileges of owning a PHILIPS product. So complete and return the Warranty Registration Card enclosed with your purchase at once. And take advantage of these important benefits.

## Warranty Verification

Registering your product within 10 days confirms your right to maximum protection under the terms and conditions of your PHILIPS warranty.

## Owner Confirmation

Your completed Warranty Registration Card serves as verification of ownership in the event of product theft or loss.

## Model Registration

Returning your Warranty Registration Card right away guarantees you'll receive all the information and special offers which you qualify for as the owner of your model.

# PHILIPS

*Congratulations on your purchase, and welcome to the "family!"*

### Dear PHILIPS product owner:

Thank you for your confidence in PHILIPS. You've selected one of the best-built, best-backed products available today. And we'll do everything in our power to keep you happy with your purchase for many years to come.

As a member of the PHILIPS "family," you're entitled to protection by one of the most comprehensive warranties and outstanding service networks in the industry.

What's more, your purchase guarantees you'll receive all the information and special offers for which you qualify, plus easy access to accessories from our convenient home shopping network.

And most importantly you can count on our uncompromising commitment to your total satisfaction.


All of this is our way of saying welcome-and thanks for investing in a PHILIPS product.

Sincerely,



Robert Minkhorst  
President and Chief Executive Officer

**P.S. Remember, to get the most from your PHILIPS product, you must return your Warranty Registration Card within 10 days. So please mail it to us right now!**



### Know these safety symbols



**⚡** This "bolt of lightning" indicates uninsulated material within your unit may cause an electrical shock. For the safety of everyone in your household, please do not remove product covering.

**⚠** The "exclamation point" calls attention to features for which you should read the enclosed literature closely to prevent operating and maintenance problems.

**WARNING:** TO PREVENT FIRE OR SHOCK HAZARD, DO NOT EXPOSE THIS EQUIPMENT TO RAIN OR MOISTURE.

**CAUTION:** To prevent electric shock, match wide blade of plug to wide slot, fully insert.

**ATTENTION:** Pour éviter les chocs électriques, introduire la lame la plus large de la fiche dans la borne correspondante de la prise et pousser jusqu'au fond.

### For Customer Use

Enter below the Serial No. which is located on the rear of the cabinet. Retain this information for future reference.

Model No. \_\_\_\_\_  
Serial No. \_\_\_\_\_



**PHILIPS**

Visit our World Wide Web Site at <http://www.philips.com>

## Introduction 3

.....  
**Welcome to your TV/VCR owner's manual.**

This manual describes two models: CCB134 and CCB194. Although the models may have a different appearance, all models operate exactly the same. The features described in this manual apply to all models unless otherwise specified. The CCB134 is illustrated in this manual, but the another model has a similar appearance.

This manual has seven sections: Setting Up Your TV/VCR; Description of Controls; Basic Operations; Recording Options; Playing Options; Additional Features; and Information You May Need. The instructions explain all of the TV/VCR's features, which are listed below.

### Features

- A-B Repeat Play
- Automatic Head Cleaner
- Automatic Tracking Adjustment
- Blue Background
- Closed Caption
- Daylight-Savings Time
- FM Radio
- Index Search
- 19 micron head, improves the picture quality during playback of SLP tapes
- On-screen displays in English or Spanish
- On-screen Menu Programming, accessible with remote control or front panel buttons
- One-Touch Recording
- Remote Control with capability to operate a Cable Box or Direct Broadcast System
- Remote Locator
- Repeat Play
- S-VHS Quasi Play Back (SQPB)
- ShowGuard™ - Indefinite Timer Recording memory
- Skip Search
- Sleep Timer
- Smart Sound
- SmartClock™
- SmartLock™
- SmartPicture™
- Timer Recording
- VCR Plus+ Programming System
- Wake Up Timer

### Safety Precautions

**Warning:** To prevent fire or shock hazard, do not expose this equipment to rain or moisture.

**Federal Communications Commission (FCC) Warning:** Any unauthorized changes or modifications to this equipment void the user's authority to operate it.

This device complies with part 15 of the FCC Rules. Operation is subject to the following two conditions: (1) This device may not cause harmful interference, and (2) this device must accept any interference received, including interference that may cause undesired operation.

This TV/VCR, equipped with a High Quality (HQ) system, is compatible with existing Video Home System (VHS) equipment.

**Note to the Cable TV System Installer:** This reminder is provided to call the Cable TV system installer's attention to Article 820-40 of the National Electrical Code, which provides guidelines for proper grounding – in particular, specifying that the cable ground shall be connected to the grounding system of the building, as close to the point of cable entry as possible.

### Declaration of Conformity

Model Number: CCB134AT/CCB194AT  
 Trade Name: Philips  
 Responsible Party: Philips Consumer Electronics  
 P.O. Box 14810  
 Knoxville, TN 37914-1810  
 (865) 521-4316



As an ENERGY STAR® Partner, Philips Consumer Electronics Company has determined that this product meets the ENERGY STAR® guidelines for energy efficiency. ENERGY STAR® is a U.S. registered mark. Using products with the ENERGY STAR® label can save energy. Saving energy reduces air pollution and lowers utility bills.

SmartClock™, SmartPicture™, SmartLock™, and ShowGuard™ are trademarks of Philips Consumer Electronics Company.  
 Copyright 2000 Philips Consumer Electronics Company. All rights reserved.  
 VCR Plus+® and PlusCode® are registered trademarks of Gemstar Development Corporation. The VCR Plus+ system is manufactured under license from Gemstar Development Corporation.

Section 15.21

Section 15.19 (a)

### Helpful Hints

- Before doing anything else, record the TV/VCR's model and serial numbers in the spaces provided on page two. These numbers will help us assist you if you ever call for help.
- Your new product, its packaging, and this manual contain materials that can be recycled and reused. Specialized companies can recycle your product to increase the amount of reusable materials and to minimize the amount that needs to be properly disposed. Your product uses batteries that should not be thrown away when depleted but should be disposed of as small chemical waste. Please find out about the local regulations on disposal of your old product, batteries, manual, and packaging whenever you replace existing equipment.

## 4 Table of Contents

### Setting Up Your TV/VCR

Introduction	3
Table of Contents	4
Before Using the TV/VCR	5
Hooking Up the TV/VCR	6-7
Turning On the TV/VCR	8
Language Selection	9
Automatic Channel Setup	10-11
Setting the Clock	12-17
Daylight-Savings Time	18
Time Zone	19
Setting the Remote to Operate a Cable Box/DBS	20-21

### Description of Controls

Front Panel	22
Rear Panel	23
Remote Control Buttons	24-25
Adjusting the Picture Controls	26-27
On-Screen Status Displays	28

### Basic Operations

Playing	29
Recording	30

### Recording Options

One-Touch Recording	31
Rerecording (Tape Duplication)	32
Defeat Recording	33
Timer Recording	34-37
Setting Up the VCR Plus+ Programming System	38-39
Timer Recording With the VCR Plus+ Programming System	40-41

### Playing Options

Real-Time Counter Memory	42
Repeat Play	43
A-B Repeat Play	44-45
Playback Options	46

### Additional Features

Blue Background	47
SmartLock	48-51
Sleep Timer	52
Wake Up Timer	53
Closed Caption	54-55
Volume Bar/Smart Sound	56
Automatic Operation Features	57
SmartPicture/FM Radio	58
Remote Locator	59
Reminder	60
Index Search	61

### Information You May Need

Specifications	62
Glossary	63
Helpful Hints	64-65
Limited Warranty	66
Index	67
Accessories	68

## Remote Locator 59

Your TV/VCR can find your remote control for you. When you press the **POWER** button on the TV/VCR to turn on the TV/VCR, your remote control beeps and **LOCATING REMOTE** appears on the screen. The remote control will beep for about 30 seconds. Or, press any button on the remote control to stop the beeping.

### If another remote control beeps...

The TV/VCR may find other remote controls. If this occurs, you can program the TV/VCR to find only its remote control. Follow the steps below.

**1**  
Press the **COMBI** button, then press the **MENU** button.

**2**  
Press the **PLAY/▲** button or the **STOP/▼** button to select **PRIM. SETUP**, then press the **F.FWD/▶** button.

**3**  
Press the **PLAY/▲** button or the **STOP/▼** button to select **REMOTE LOCATOR**, then press the **F.FWD/▶** button.

•PRESS MUTE THEN  
PAUSE KEY  
TO CHANGE CODE FROM 4  
TO END PRESS EXIT

**4**  
Press the **MUTE** button, then press the **PAUSE/STILL** button.

YOUR REMOTE LOCATOR  
CODE IS 4  
PRESS ANY DIGIT  
TO CHANGE CODE  
TO END PRESS EXIT

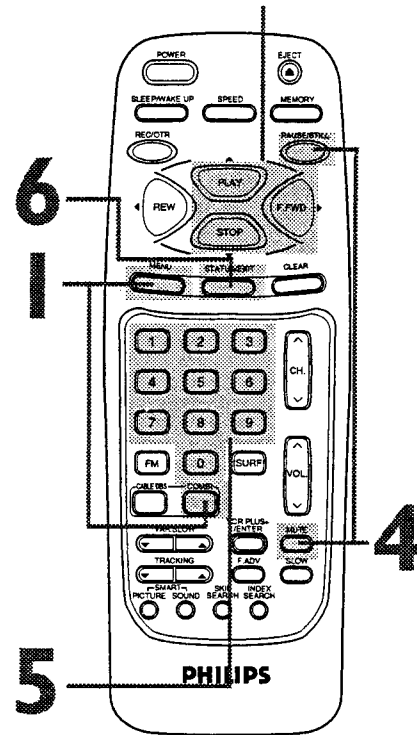
**5**  
Press one **Number** button (**0 - 9**) to enter a single-digit code for your remote control. Your remote control will beep briefly.

YOUR REMOTE LOCATOR  
CODE HAS BEEN CHANGED  
NEW CODE IS 3  
TO END PRESS EXIT

**6**  
Press the **STATUS/EXIT** button.

If another remote control beeps ...

**2-3**



This device complies with part 15 of the FCC Rules. Operation is subject to the following two conditions: (1) This device may not cause harmful interference, and (2) this device must accept any interference received, including interference that may cause undesired operation.

### Helpful Hint

- The volume will be delayed while the **LOCATING REMOTE** message appears on the screen. Press the **STATUS/EXIT** button to remove the message and restore the volume.

## 62 Specifications

---

### General

CRT: 13-inch in line gun (CCB134)

19-inch in line gun (CCB194)

Television system: NTSC-M

Closed caption system: Section 15.119, FCC  
(Federal Communications Commission) Standard

Video Heads: Four heads

Tape width: 1/2 inch (12.65 mm)

Tape speed

SP: 33.35 mm/sec.

LP: 16.67 mm/sec.

SLP: 11.12 mm/sec.

Operating Temperature: 41°F (5°C) to 104°F (40°C)

Relative Humidity: 10% to 75%

Power requirement: AC 120V, 60Hz

Power consumption: 65W (CCB134)  
90W (CCB194)

Sound output: 1W

Dimensions:

15-3/4" (H) x 15-3/16" (W) x 14-13/16" (D) (CCB134)  
400mm x 386mm x 377mm

19-11/16" (H) x 19-7/16" (W) x 18-5/16" (D) (CCB194)  
500mm x 494mm x 465mm

Weight: 24.3 lbs (11.0 kg) (CCB134)

Weight: 44.1 lbs (20.0 kg) (CCB194)

### Tuner Broadcast Channels

VHF 2-13, UHF 14-69

### Cable TV Channels

1-125

### FM Radio Channels

88.0 ~ 108.0 MHz

### Terminals

Antenna In: VHF/UHF 75 ohms unbalanced

Video In: RCA connector

Audio In: RCA connector

Earphone: 3.5 mm CES

### Electrical Specifications

Video input level: 0.5~2.0V<sub>p-p</sub>

Audio input level: -10dB<sub>v</sub>

Video S/N ratio

SP: More than 42dB<sub>μ</sub>

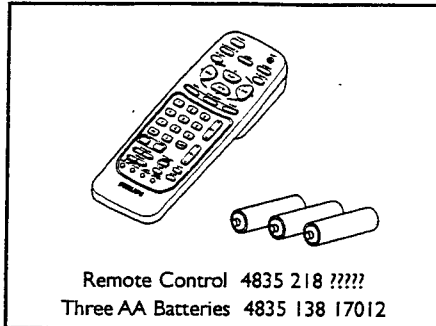
Audio S/N ratio

SP: More than 38dB

*Designs and specifications are subject to change without notice and without our legal obligation.*

## SUPPLIED ACCESSORIES

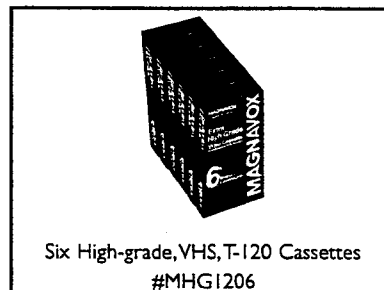
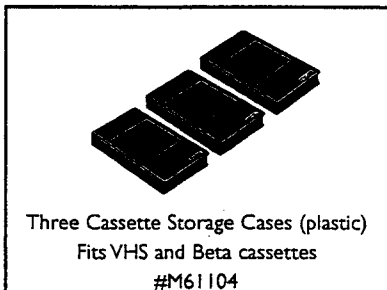
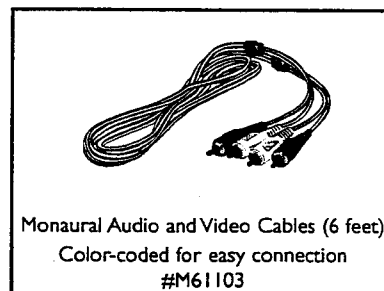
The following items are supplied with your TV/VCR; they are provided to help you use or set up your TV/VCR.



## OPTIONAL ACCESSORIES

The following additional items are not provided with your TV/VCR, but they are designed for use with your new TV/VCR. To order these optional accessories, contact us at:

**Philips Parts & Accessories Marketing Department**  
401 East Old Andrew Johnson Highway  
P.O. Box 555  
Jefferson City, TN 37760  
1-800-851-8885.



This owner's manual is made of recycled paper.



As an ENERGY STAR® Partner, Philips Consumer Electronics Company has determined that this product meets the ENERGY STAR® guidelines for energy efficiency. ENERGY STAR® is a U.S. registered mark.

1B????E001  
Printed in Malaysia  
0EMN0???? / T5111UM \*\*\*\*\*