



Photographs of MARINE RADAR ANTENNA UNIT, RSB-146-132 for FAR-2028-MARK-2, FAR-3025

- 1. Internal view
  - 1.1 Scanner, RSB-146
    - 1.1.1 Front view of RSB-146 (with the front cover removed)




1.1.2 Rear view of RSB-146


(with the rear cover removed, showing Transceiver RTR-132, MTR-PWR module, PM (X) module and the optional module of SUB-DISP board 03P9727 and LAN signal converter)




1.1.3 Rear view of RSB-146 (with Transceiver RTR-132 removed)




1.1.4 Rear view of RSB-146  
(with the optional module of SUB-DISP board 03P9727 and LAN signal converter removed)




1.1.5 Rear view of RSB-146 (with MTR-PWR module removed)




1.1.6 Back of the rear cover (PM (X) module removed)



1.1.7 PM (X) module




1.1.8 PM (X) module (with the shielding cover removed, showing PM (X) board 03P9559)







1.1.9 MTR-PWR module




1.1.10 MTR-PWR module (with the shielding cover removed)



1.1.11 MTR-PWR module (removed from the base)



1.1.12 Optional module of SUB-DISP board 03P9727 and LAN signal converter



1.1.13 Left side of RSB-146 (the De-icer cover removed, showing DEICER board 03P9573)

