


Photographs of Antenna Unit RSB-120

1 Internal view


1.1 Rear side view (with the scanner cover removed, showing HDBP Board 03P9347 and RFTB Board 03P9488)



1.2 Front side view (with the scanner cover removed, showing Transceiver module RTR-124)




1.3 Front side view (with Transceiver module removed, showing the scanner motor)



1.4 Front side view



1.5 Front side view (with the shield cover removed, showing IF Board 03P9487)



1.6 Front side view (with IF Board removed, showing MIC Board 03P9505 inside)



1.7 Front side view (with the shield plate removed, showing MIC Board 03P9505)




1.8 Left side view




1.9 Left side view (with the shield cover removed, showing RFC Board 03P9506)




1.10 Left side view (with the shield cover removed, showing MD Board 03P9489)



1.11 Rear side view




1.12 Right side view



1.13 Bottom side view



1.14 Bottom side view (with the shield cover removed, showing Pulse Transformer and Magnetron)



End of text