


Photographs of the Transceiver for Marine Radar FAR-2x58 series


1 Transceiver RTR-122

1.1 PCBs


1.1.1 RF-TB Board 03P9665, Front side




1.1.2 RF-TB Board 03P9665, Rear side




1.1.3 RFC Board 03P9540, Front side




1.1.4 RFC Board 03P9540, Rear side




1.1.5 PFN1 Board 03P9431, Front side




1.1.6 PFN1 Board 03P9431, Rear side




1.1.7 PFN2 Board 03P9432, Front side




1.1.8 PFN2 Board 03P9432, Rear side




1.1.9 PFN3 Board 03P9433, Front side




1.1.10 PFN3 Board 03P9433, Rear side




1.1.11 IF Board 03P9666, Front side




1.1.12 IF Board 03P9666, Front side (with the shielding cover removed)




1.1.13 IF Board 03P9666, Rear side



1.1.14 MMIC Board 03P9505, Front side



1.1.15 MMIC Board 03P9505, Rear side



End of text