


Photographs of the Transceiver for Marine Radar FAR-2x58 series


1 Transceiver RTR-122

1.1 Inside view


1.1.1 Top view (showing RF-TB Board 03P9665)




1.1.2 Top view (with RF-TB Board 03P9665 removed)



1.1.3 Top view (with the metal part removed, showing RFC Board 03P9540B)




1.1.4 Top view (with the metal part removed, showing RT_9028)




1.1.5 Bottom view


(with the bottom cover removed, showing PFN1 Board 03P9431 and PFN3 Board 03P9433)



1.1.6 Bottom view (with PFN1 Board 03P9431 removed, showing SCR1-3 Board 03P9549)




1.1.7 Top of SCR1-3 Board 03P9549




1.1.8 Top of SCR3 Board 03P9549




1.1.9 Bottom view (with PFN3 Board 03P9433 removed, showing PFN2 Board 03P9432A)




1.1.10 Top view (with RFC Board 03P9540B removed)




1.1.11 Top view (with the metal part removed)




1.1.12 Top view (with the metal part removed, showing IF Board 03P9666)



1.1.13 Top view (with IF Board 03P9666 removed, showing MMIC Board 03P9505)



1.1.14 Top view (with MMIC Board 03P9505 and the metal part removed)



End of text