



## Photographs of the Marine Radar DRS4D-NXT

### 2 Inside View

2.1 Top View (with Top cover (Radome) opened, showing Scanner module RSB-135 and Transceiver module RTR-115 including Radar antenna)




## 2.2 Top View




## 2.3 Top View (with Radar antenna removed)




## 2.4 Top View (with Transceiver module removed)




2.5 Transceiver module (with the shield cover opened, showing PWR Board 03P9613 and TRX module)




## 2.6 Transceiver module



2.7 Transceiver module (with the shield cover opened, showing SPU Board 03P9603 (upper left) and PWR Board 03P9613 (lower left))




2.8 Transceiver module (with PWR Board 03P9613 removed)





## 2.9 Transceiver module (with SPU Board 03P9603 removed)



2.10 TRX module

