


Photographs of the Transceiver for Furuno Radar FAR-3230SSD/-3330SSD Antenna unit


1 Transceiver RTR-111 (S-band, 250 W, Solid State Device used)

1.1 Outside View


1.1.1 Rear View (with Transceiver contained in Scanner RSB-133)




1.1.2 Rear View (with shield cover removed, showing RF-CONV Board 03P9557 (upper) and TR-Module (lower))




1.1.3 Right Side View (with shield cover removed, showing RF-TB Board 03P9570 (lower) and RF-PWR (SSD) Board 03P9538 (upper))




1.1.4 Front View




1.1.5 Left Side View




1.1.6 Bottom Block (separated from upper block)




1.1.7 Bottom Block (with upper chassis removed)




1.1.8 Back of Bottom Block



1.1.9 Back of Bottom Block (with base plate opened, showing SPU (SSD) Board 03P9546)




1.1.10 Bottom Block (with SPU (SSD) Board removed)




1.2 PCBs


1.2.1 SPU (SSD) Board 03P9546 front side




1.2.3 RF-PWR (SSD) Board 03P9538 front side




1.2.4 RF-PWR (SSD) Board 03P9538 rear side



1.2.5 RF-CONV Board 03P9557 front side



1.2.6 RF-CONV Board 03P9557 rear side



1.2.7 TR-Module

