


Photographs of the Transceiver for Furuno Radar FAR-3230S/-3330S Antenna unit


1 Transceiver RTR-107 (S-band, 30 kW, Magnetron used)

1.1 Outside View


1.1.1 Rear View (with Transceiver contained in Gear Box RSB-129)




1.1.2 Rear View




1.1.3 Right Side View (with Shield covers removed, showing IF Board 03P9568B (upper left), RF-PWR 03P9537C (upper right), RF-TB Board 03P9570 (lower right), and MIC Board 03P9569 (lower left))




1.1.4 Front View




1.1.5 Left Side View (with Shield covers removed, showing Magnetron (upper), Pulse Transformer (middle), and MD Board 03P9565C (lower))



1.1.6 Bottom Block (separated from upper block)



1.1.7 Back of Bottom Block



1.1.8 Back of Bottom block (with base plate opened, showing SPU Board 03P9561)




1.1.9 Bottom Block (with SPU Board removed)




1.2 PCBs


1.2.1 RF-TB Board 03P9570 front side




1.2.2 RF-TB Board 03P9570 rear side




1.2.3 RF-PWR Board 03P9537C front side




1.2.4 RF-PWR Board 03P9537C rear side




1.2.5 IF Board 03P9568B front side




1.2.6 IF Board 03P9568B rear side




1.2.7 MD Board 03P9565C front side



1.2.8 MD Board 03P9565C rear side



1.2.9 SPU Board 03P9561 front side



1.2.10 SPU Board 03P9561 rear side

