


Photographs of the Transceiver for Furuno Radar FAR-3220/-3320 with LAN Signal Encoder


1 Transceiver RTR-106 (X-band, 25 kW)

1.1 Outside View


1.1.1 Rear View (with Transceiver contained in Gear Box RSB-128)




1.1.2 Front View (showing RF-TB Board 03P9570)




1.1.3 Right side View




1.1.4 Rear View




1.1.5 Left side View




1.1.6 Bottom View (with Shield cover removed, showing Magnetron MG5436 and Pulse Transformer)




1.1.7 Bottom block (separated from upper block)




1.1.8 Bottom block opened (showing SPU Board 03P9561)




1.1.9 Bottom of Upper block (with IF Board removed, showing MMIC Board 03P9567)




1.2.2 RF-TB Board 03P9570 rear side




1.2.3 RF-PWR Board 03P9537B front side




1.2.4 RF-PWR Board 03P9537B rear side



1.2.5 IF Board 03P9568A front side




1.2.6 IF Board 03P9568A rear side




1.2.7 MD Board 03P9565B front side




1.2.8 MD Board 03P9565B rear side




1.2.9 SPU Board 03P9561 front side



1.2.10 SPU Board 03P9561 rear side



1.2.11 MMIC Board 03P9567 front side



1.2.12 MMIC Board 03P9567 rear side

