



Photographs of the Marine Radar DRS4DL

2 Inside View

2.1 Top View (with Top cover (Radome) opened, showing Scanner module RSB-127 and Transceiver module RTR-104 including Radar antenna)




2.2 Top View



2.3 Top View (with Radar antenna removed)



2.4 Top View (with shield cover opened, showing IF-SPU Board 03P9592)



2.5 Top View (with Transceiver module removed)



2.6 Top View (showing Back of Transceiver module)

