



**Photographs of the Transceiver RTR-101 for Furuno Radar FAR-1528**

1 PCBs


1.1 RFTB Board 03P9488 front side (attached on Antenna Unit RSB-121)




1.2 RFTB Board 03P9488 rear side (attached on Antenna Unit RSB-121)




### 1.3 HDBP Board 03P9347 front side




## 1.4 HDBP Board 03P9347rear side




1.5 PM32 Board 03P9559 front side




## 1.6 PM32 Board 03P9559 rear side



## 1.7 RFC Board 03P9506 front side




## 1.8 RFC Board 03P9506 rear side







## 1.9 IF Board 03P9487 front side




## 1.10 IF Board 03P9487 rear side




## 1.11 MIC Board 03P9505 front side



## 1.12 MIC Board 03P9505 rear side



## 1.13 MD Board 03P9507 front side



## 1.14 MD Board 03P9507 rear side

