



Photographs of the Transceiver RTR-100 for Furuno Radar FAR-1518

1 Internal View


1.1 Inside Rear View (with Scanner rear cover removed, showing Scanner Motor Gear wheels and RFTB Board 03P9488)




1.2 Inside Rear View (with RFTB Board 03P9488 removed)




1.3 Inside Rear View (with HDBP Board 03P9347 removed)




1.4 Inside Front view (with Transceiver module removed, showing Scanner Motor)



1.5 Front cover (with PM32 module removed)



1.6 PM32 module opened (showing PM32 Board 03P9559)




2 Transceiver module RTR-100


2.1 Outside Front view




2.2 Outside Rear view



2.3 Outside Right view



2.4 Outside Left view



2.5 Outside Front view (with RFC Board 03P9506 removed)




2.6 Outside Front view (with the front cover removed, showing IF Board 03P9487)



2.7 Outside Front view (with IF Board 03P9487 removed)



2.8 Outside Front view (with shield cover opened, showing MIC Board 03P9505)




2.9 Outside Front view (with MIC Board 03P9505 removed)




2.10 Outside Front view (with the bottom cover removed)



2.11 Outside Front view (with the bottom cover removed, showing Magnetron and Pulse transmitter)



2.12 Outside Rear view (showing MD Board 03P9489)



2.13 Outside Rear view (with MD Board 03P9489 removed)

