


Photographs of the Furuno Radar Sensor DRS4D with Transceiver RTR-091 included to Reveal Equipment Construction and Layout (FCC Rule, 2.1033)


1 PCBs

1.1 Radar Sensor DRS4D (with Transceiver RTR-091 contained)


1.1.1 SPU Board 03P9469 Front side




1.1.2 SPU Board 03P9469 Rear side




1.1.3 NMEA2000 Board 03P9462 Front side




1.1.4 NMEA2000 Board 03P9462 Rear side




1.1.5 PWR Board 03P9461 Front side



1.1.6 PWR Board 03P9461 Rear side



1.1.7 MD Board 03P9448B Front side



1.1.8 MD Board 03P9448B Rear side

