

Photographs of the Antenna unit with the Transceiver RTR-088A included for Furuno Marine Radar MODEL 1937

1 External view

1.1 Front view (with Radiator removed.)



1.2 Rear view (with Radiator removed.)




1.3 ID Label




Photographs of the Antenna unit with the Transceiver RTR-088A included for Furuno Marine Radar MODEL 1937

2 Inside View

2.1 Inside front view (with top lid opened.)




2.2 Inside front view




RTB Board


2.3 Inside front view (with Transceiver module removed.)




2.4 Transceiver front view (with shield cover for IF Board 03P9404 removed.)




2.5 Transceiver right view




2.6 Transceiver rear view



2.7 Transceiver left view



2.8 Transceiver bottom view




2.9 Transceiver bottom view (with shield cover removed, showing MD Board 03P9235)




Photographs of the Antenna unit with the Transceiver RTR-088A included for Furuno Marine Radar MODEL 1937

3 PCBs


3.1 MD Board 03P9235 and RRV Board 03P9323 front side



3.2 MD Board 03P9235 rear side



3.3 IF Board 03P9404 and RTB Board 03P9249 front side



3.4 IF Board 03P9404 and RTB Board 03P9249 rear side

