


## Photographs of the Furuno Radar FR-8252 with Transceiver RTR-087 included


### 1 Internal View

#### 1.1 Antenna unit RSB-0073

##### 1.1.1 Inside View (with Top cover opened, showing Scanner Motor (upper) and Transceiver RTR-087 (lower))




- 1.1.2 Transceiver Top View (with RTB shield-cover removed, showing RTB Board 03P9405 (right), IF AMP Board enclosed by shield-cover (center), Magnetron (top), Circulator (center left), Limiter (lower left) and MIC (bottom left))






1.1.3 Transceiver Top View (with IF AMP's shield-cover removed, showing IF AMP Board 03P9404 (center))



## 1.1.4 Transceiver Bottom View





1.1.5 Transceiver Bottom View (with shield-cover removed, showing MD 03P9239 (left), RFC 03P9238 (upper right) Boards and Pulse Transformer (lower right))

