

## Photographs of the Furuno Radar FR-8062 with Transceiver RTR-085 included


### 1 Internal View

#### 1.1 Antenna unit RSB-0073


##### 1.1.1 Inside View (with Top cover opened, showing Scanner Motor (upper) and Transceiver RTR-085 (lower))




- 1.1.2 Transceiver Top View (with shield-cover removed, showing RTB Board 03P9405 (right), IF AMP Board enclosed by shield-cover (center), Magnetron (top left), Circulator (center left), Limiter (lower left) and Mic (bottom left))



1.1.3 Transceiver Top View (with IF AMP's shield-cover removed, showing IF AMP Board 03P9404 (center))



1.1.4 Transceiver Bottom View



1.1.5 Transceiver Bottom View (with shield-cover removed, showing MD 03P9235 and RRV 03P9323 (on MD Board) Boards Front side)

