


## Photographs of the Furuno Radar FAR-2157 with Transceiver RTR-083 included

### 1 Internal View

#### 1.1 Antenna unit RSB-106


##### 1.1.1 Inside Left View (with Side cover opened, showing Scanner Motor (right))



1.1.2 Inside Right View (with Side cover opened, showing Transceiver RTR-083 module (right))




1.1.3 Transceiver RTR-083 Top View (with shield-cover removed, showing PWR 03P9348 (center left))



### 1.1.4 Transceiver RTR-083 Top View (showing TB-RF Board 03P9436 (center) and Pulse Transformer (center left))



1.1.5 Transceiver Top View (with shield-cover removed, showing RFC Board 03P9444 (upper left), PWR Board 03P9348 (upper right), IF-AMP Board 03P9335 (center bottom))



- 1.1.6 Transceiver Bottom View (with shield-cover removed, showing PFN2 Board 03P9432 (upper left), PFN1 Board 03P9431 (bottom left), PFN3 Board 03P9433 (bottom center), Magnetron (center), IF AMP Board enclosed by shield-cover (upper right) and Pulse Transformer (bottom right))



1.1.7 Transceiver Bottom View (with shield-cover removed, showing PFN1 Board 03P9431 (upper center), PFN2 Board 03P9432 (bottom center) and Magnetron (bottom left))

