

Photographs of the Transceiver Unit RTR-081A for Furuno Radar FAR-2827W

1 Internal View

1.1 Top cover removed (showing TB Board 03P9349 (lower) and Transceiver module (upper))




1.2 TB Board 03P9349 and Shield cover removed (Showing PWR Board 03P9348 on Transceiver Module)




1.3 Transceiver Module removed




1.4 Transceiver Module (Showing PWR Board 03P9348 (left) and RFC Board 03P9346 (right))



1.5 Transceiver Module (Right side, PWR Board removed)



1.6 Transceiver Module (Front side)



1.7 Transceiver Module (Front cover opened, showing IF_AMP Board 03P9335)




1.8 Transceiver Module (IF_AMP Board 03P9335 removed, showing MIC RU-9601)



1.9 Transceiver Module (Bottom side)



1.10 Transceiver Module (Bottom cover opened, showing Pulse Transformer (lower left) and Magnetron (lower right))



Pulse Transformer

MD Board

Magnetron

1.11 Transceiver Module (showing MD Board 03P9244)

