


Photographs of the Transceiver Unit RTR-079A for Furuno Radar FAR-2127**1 Internal View**


1.1 Inside Rear View (with Scanner cover removed, showing Scanner Motor Gear wheels and TB Board 03P9349)



1.2 Inside Front View (with Scanner cover removed, showing Transceiver module RTR-079A and Performance Monitor PM-31 (back of Scanner cover))




1.3 Inside Front view (with Transceiver module removed, showing Scanner Motor)




2 Transceiver module RTR-079A


2.1 Outside Top view (showing PWR Board 03P9348 (right), Circulator and Limiter (center))



2.2 Outside Top view (with Shield cover removed, showing PWR Board 03P9348 (left) and RFC Board 03P9346 (right))



2.3 Outside Left View (with Shield cover removed, showing MD Board 03P9244 (lower))



2.4 Outside Front view (with Shield cover opened, showing IF_AMP Board 03P9355)

