


Attachment E Photographs of the EUT MODEL 1623 (Transceiver RTR-074)

1 Antenna Unit RSB-0093 (including Transceiver RTR-074)


1.1 Outside View




1.2 Inside View (showing Antenna Radiator and Transceiver Module (RTR-074))




1.3 Inside View (with shield-covers removed, showing Magnetron (upper left), MIC (lower left), MD Board 03P9270 (upper right), Scanner Motor (center right) and INT Board 03P9322 (lower right))




1.4 MD Board 03P9270 Front side




1.5 MD Board 03P9270 Rear side



1.6 IF 03P9321 (upper) and INT 03P9322 (lower) Boards Front side



1.7 IF 03P9321 (upper) and INT 03P9322 (lower) Boards Rear side



1.8 Name Plate



2 Display Unit RDP-141

2.1 Front View




2.2 Rear View (showing Name Plate and Warning Label)




2.3 Inside View (showing DU Board 03P9320)



2.4 DU Board 03P9320 Rear side




2.5 Inside View (with DU Board removed)



2.6 Inside View (showing LCD Module)




2.7 LCD Module Rear side



2.8 Inside View (showing Back of Front Panel and PNL Board 02P6305)



2.9 PNL Board 02P6305 Front side



2.10 Inside View (Back of Front Panel with PNL Board removed)

