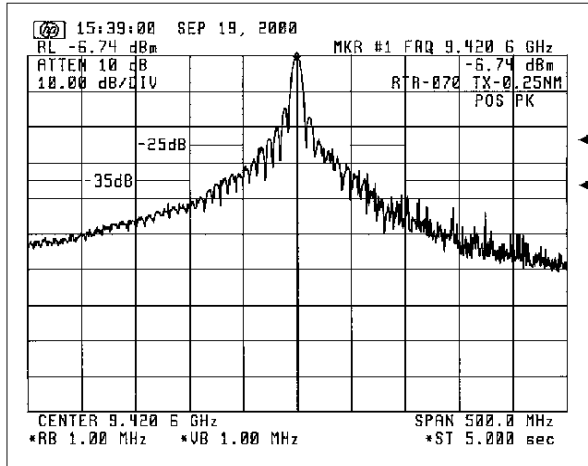


**Attachment A**

[ TEST DATA for Clause 3.4. SPURIOUS EMISSIONS AT ANTENNA TERMINALS ]

1. Spurious emissions for 0.25 nm Range:

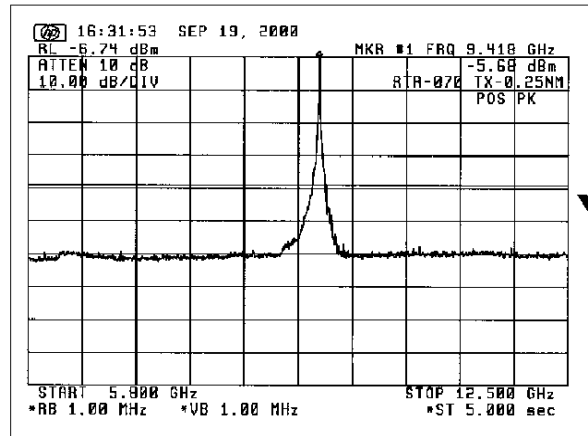


Ref. level: -6.74 dBm

Emission limitations:

- (a) 25 dB for 50 to 100 % of the authorized BW (100 MHz)
- (b) 35 dB for 100 to 250 % of the authorized BW (100 MHz)

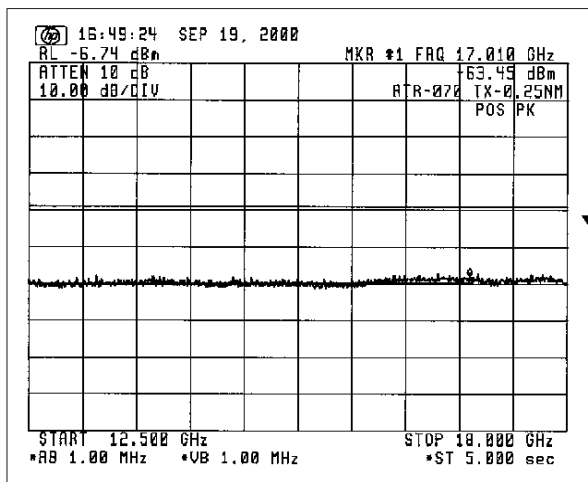
Fig. 1.1



Emission limitations:

- (c)  $43 + 10 \log P_m = 38.82 \text{ dB}$  for more than 250 % of the authorized BW (100 MHz)

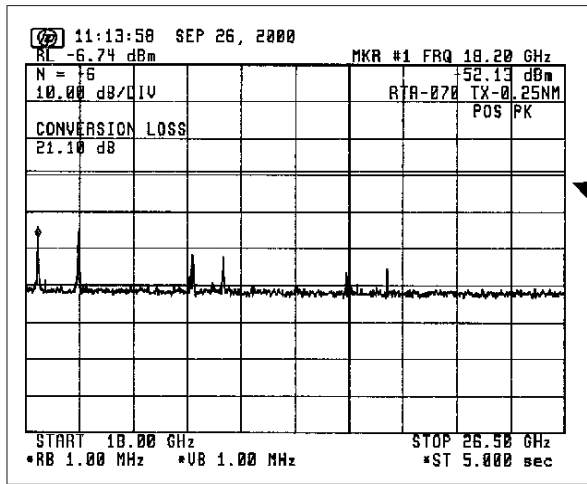
Fig. 1.2



Emission limitations:

- (c)  $43 + 10 \log P_m = 38.82 \text{ dB}$  for more than 250 % of the authorized BW (100 MHz)

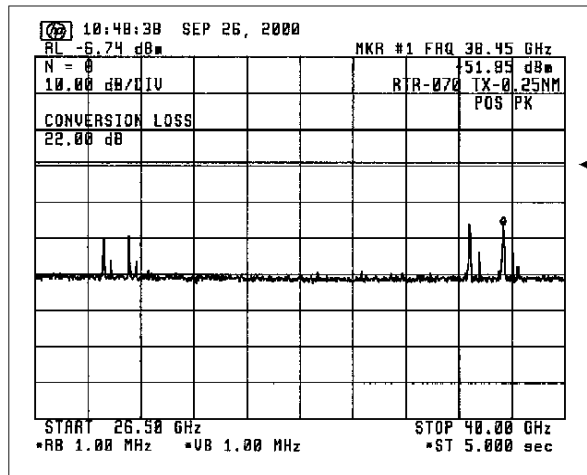
Fig. 1.3



Emission limitations:

- (c)  $43 + 10 \log P_m = 38.82 \text{ dB}$   
for more than 250 % of  
the authorized BW (100 MHz)

Fig. 1.4

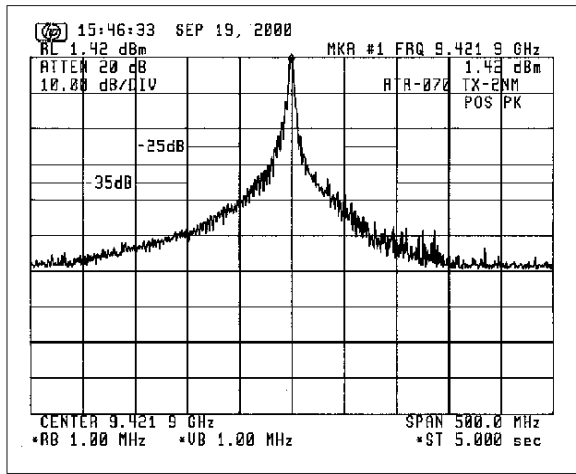


Emission limitations:

- (c)  $43 + 10 \log P_m = 38.82 \text{ dB}$   
for more than 250 % of  
the authorized BW (100 MHz)

Fig. 1.5

2. Spurious emissions for 2 nm Range:

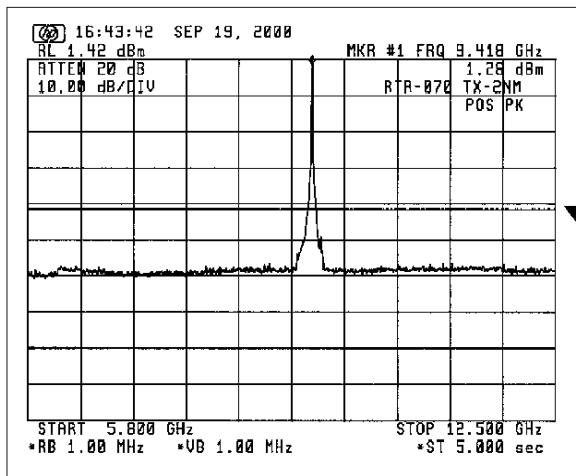


Ref. level: 1.42 dBm

Emission limitations:

- ← (a) 25 dB for 50 to 100 % of the authorized BW (100 MHz)
- ← (b) 35 dB for 100 to 250 % of the authorized BW (100 MHz)

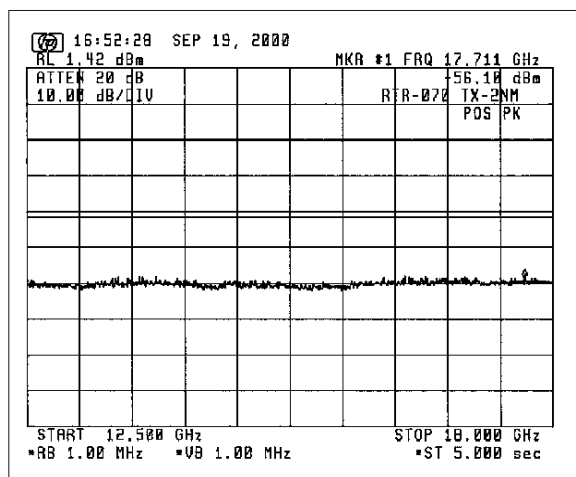
Fig. 2.1



Emission limitations:

- ▼ (c)  $43 + 10 \log P_m = 41.07$  dB for more than 250 % of the authorized BW (100 MHz)

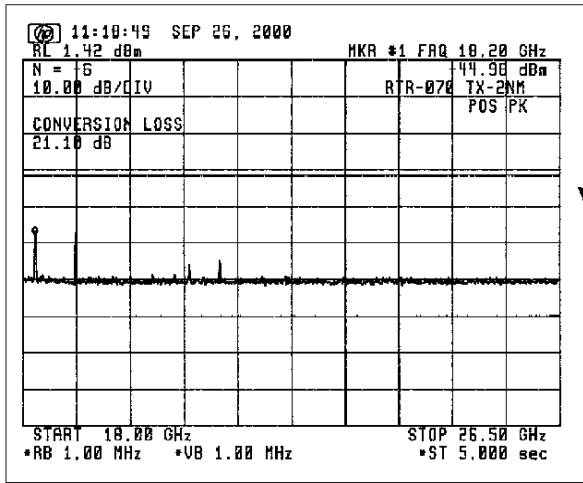
Fig. 2.2



Emission limitations:

- ← (c)  $43 + 10 \log P_m = 41.07$  dB for more than 250 % of the authorized BW (100 MHz)

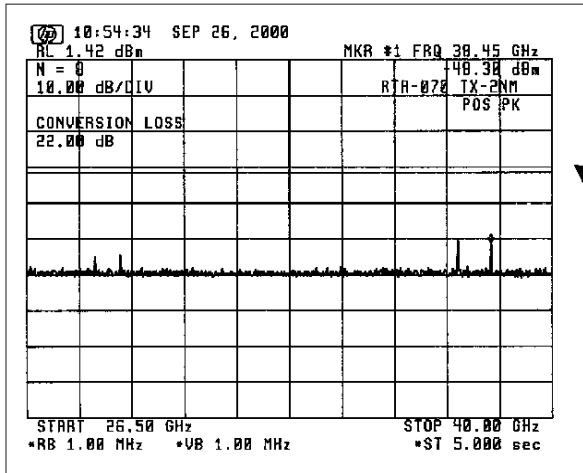
Fig. 2.3



Emission limitations:

- (c)  $43 + 10 \log P_m = 41.07 \text{ dB}$   
for more than 250 % of  
the authorized BW (100 MHz)

Fig. 2.4

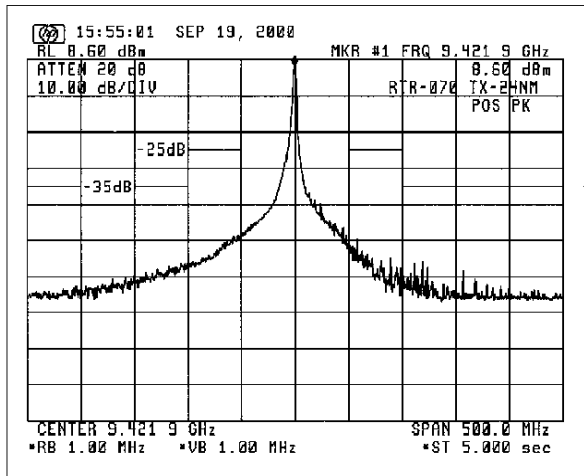


Emission limitations:

- (c)  $43 + 10 \log P_m = 41.07 \text{ dB}$   
for more than 250 % of  
the authorized BW (100 MHz)

Fig. 2.5

3. Spurious emissions for 24 nm Range:

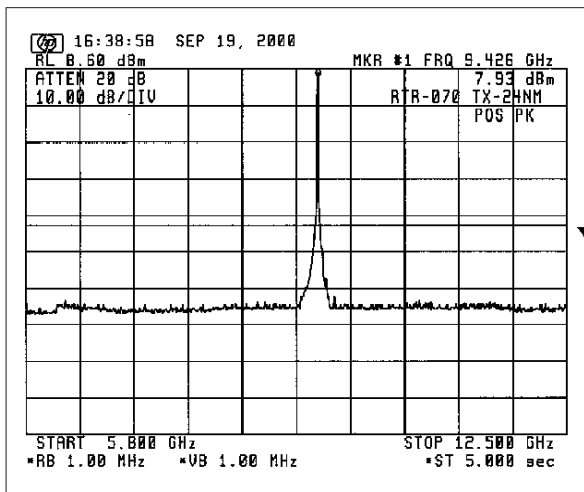


Ref. level: 8.6 dBm

Emission limitations:

- (a) 25 dB for 50 to 100 % of the authorized BW (100 MHz)
- (b) 35 dB for 100 to 250 % of the authorized BW (100 MHz)

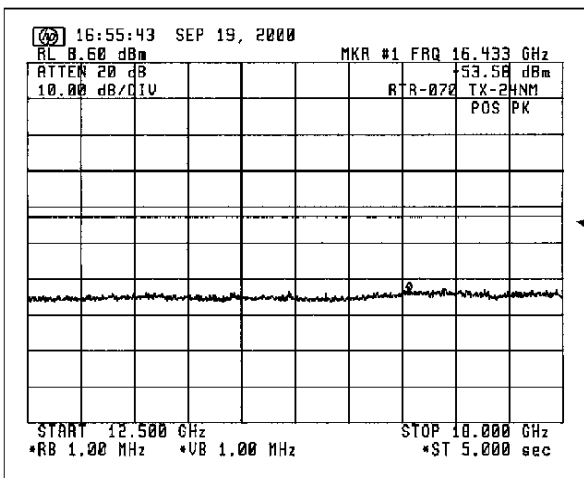
Fig. 3.1



Emission limitations:

- (c)  $43 + 10 \log P_m = 42.63$  dB for more than 250 % of the authorized BW (100 MHz)

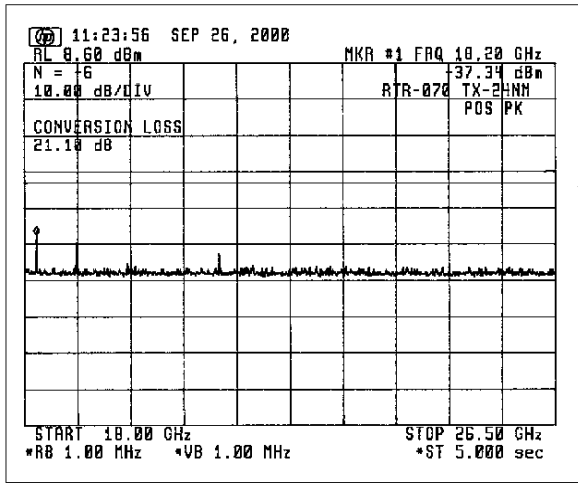
Fig. 3.2



Emission limitations:

- (c)  $43 + 10 \log P_m = 42.63$  dB for more than 250 % of the authorized BW (100 MHz)

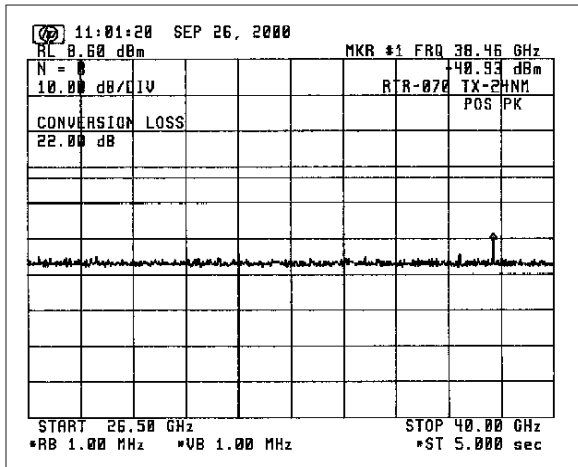
Fig. 3.3



Emission limitations:

(c)  $43 + 10 \log P_m = 42.63 \text{ dB}$   
 for more than 250 % of  
 the authorized BW (100 MHz)

Fig. 3.4



Emission limitations:

(c)  $43 + 10 \log P_m = 42.63 \text{ dB}$   
 for more than 250 % of  
 the authorized BW (100 MHz)

Fig. 3.5