



2.3 Inside top view (with Radiator and top shield cover removed.)




2.4 Inside top view (with shield cover for IF Board 03P9404 removed.)




Photographs of the Antenna unit with the Transceiver RTR-057A included for Furuno Marine Radar MODEL 1835

3 PCBs

3.1 MD Board MD9208 and RRV Board 03P9317 front side



3.2 MD Board MD9208 rear side



3.3 IF Board 03P9404 and PWR Board PTU-9335 front side

