

1 Photographs of Transceiver Unit FS-1575T for Furuno SSB Radiotelephone FS-1575

1.1 Outside View

1.1.1 Outside Front View (showing ID (Name Plate) and Warning Labels)



1.1.2 Outside Bottom View




1.1.3 ID Label (Name Plate)



1.2 Inside View


1.2.1 Inside View (with Front cover removed, showing TX-FIL Board 05P0876)




1.2.2 Inside View (with Chassis plate opened)




1.2.3 Inside View (with Shield covers removed)




1.2.4




1.2.5




1.3 PCBs 1.3.1 TX-FIL Board 05P0876 Front side




1.3.2 TX-FIL Board 05P0876 Rear side




1.3.3 PA Board 05P0868 Front side




1.3.4 PA Board 05P0868 Rear side




1.3.5 PA-IF Board 05P0864 Front side




1.3.6 PA-IF Board 05P0864 Rear side




1.3.7 P-SW Board 05P0871 Front side




1.3.8 P-SW Board 05P0871 Rear side




1.3.9 PWR Board 05P0874 Front side



1.3.10 PWR Board 05P0874 Rear side




1.3.11 WR Board 05P0847 (B) Front side




1.3.12 WR Board 05P0847 (B) Rear side




1.3.13 WR Board 05P0847 (A) Front side




1.3.14 WR Board 05P0847 (A) Rear side




1.3.15 RX Board 05P0842 Front side




1.3.16 RX Board 05P0842 Rear side




1.3.16 RX-FIL Board 05P0862 (B) Front side




1.3.17 RX-FIL Board 05P0862 (B) Rear side




1.3.18 TX Board 05P0856 Front side




1.3.19 TX Board 05P0856 Rear side




1.3.20 T-IF Board 05P0861 (A) Front side




1.3.21 T-IF Board 05P0861 (A) Rear side




1.3.22 T-CPU Board 05P0859 Front side



1.3.23 T-CPU Board 05P0859 Rear side



1.3.24 MOT Board 05P0860 Front side



1.3.25 MOT Board 05P0860 Rear side

