




13. PHOTOGRAPHS TO REVEAL EQUIPMENT CONSTRUCTION AND LAYOUT (FCC Rule Part 2.983 (g))




Top view of transceiver (cover removed)
- shows PA/FIL and SW REG(option) boards



Rear view of front panel of transceiver, showing CPU board



Top view of antenna coupler AT-1503 (cover removed)
- shows COUP board



Bottom view of transceiver (cover removed)
-shows TX/RX board