

Photo 10.2 Display Unit Top View  
(cover removed)  
(showing CRT)




Photo 10.3 Front Bottom View of Display Unit  
(base opened)




Photo 10.4 Front Bottom View of Display Unit  
(base opened)  
(showing INT (03P9252), GC (64P1106) & MB (03P9251) boards)




Photo 10.5 Rear Bottom View of Display Unit  
(base opened)






Photo 10.6 Rear Bottom View of Display Unit  
(base opened)  
(showing PTU (03P9245) and Noise Filter box)




Photo 10.7 Power Supply Unit (PSU-004) Inside View  
(cover removed)




Photo 10.8 Scanner Unit (RSB-0026/0031) Inside View  
(cover removed)  
(showing RF Receiver Module (MIC, IF AMP.) and Terminal boards)




Photo 10.9 Scanner Unit Inside View

(cover removed)

(showing RF Transmitter Module (Magnetron, Pulse Transformer, MD (03P9244) and RFC (03P9243) boards))