


Measurement of Radiated Interference at 2 m



$1/4 \lambda$ whip antenna



$5/8 \lambda$ whip antenna




4 m whip antenna




6 m whip antenna


10 PHOTOGRAPHS TO REVEAL EQUIPMENT CONSTRUCTION AND LAYOUT (FCC Rule §2.983)



Display Unit Top View
(cover removed)




Front Bottom View of Display Unit
(base opened)




Front Bottom View of Display Unit
(base opened)

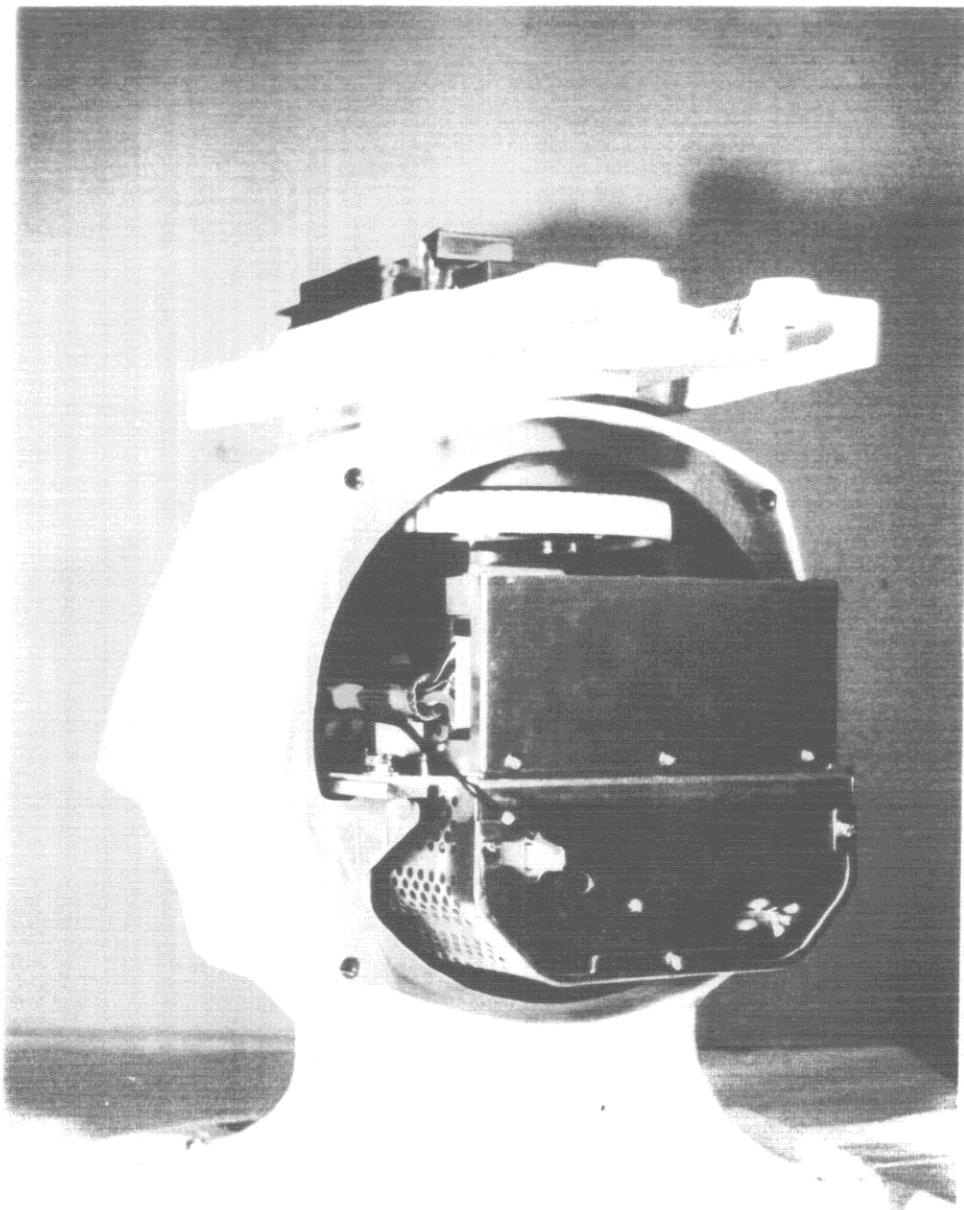
(showing INT (03P9252), GC (64P1106) & MB (03P9251) boards)



Rear Bottom View of Display Unit
(base opened)




Rear Bottom View of Display Unit
(base opened)
(showing PTU board (03P9245) and Noise Filter box)




Scanner Unit Inside View
(Cover Removed)

Pub. No. : TI-1692


Date : June, 1998




Scanner Unit Inside View
(Transceiver Module Removed)



Scanner Unit Inside View
(Cover removed)
(showing TB board (03P9242))



Transceiver Module Top View
(showing Circulator, Limiter & RFC board (03P9243))



Transceiver Module Bottom View
(cover removed)
(showing Magnetron)