


Pub. No. : TI-1691

Date : June, 1998


10 PHOTOGRAPHS TO REVEAL EQUIPMENT CONSTRUCTION AND LAYOUT (FCC Rule §2.983)



Display Unit Top View  
(cover removed)

Pub. No. : TI-1691


Date : June, 1998



Front Bottom View of Display Unit  
(base opened)

Pub. No.: TI-1691

Date: June, 1998




Front Bottom View of Display Unit  
(base opened)

(showing INT (03P9252), GC (64P1106) & MB (03P9251) boards)

Pub. No. : TI-1691


Date : June, 1998



Rear Bottom View of Display Unit  
(base opened)

Pub. No. : TI-1691

Date : June, 1998

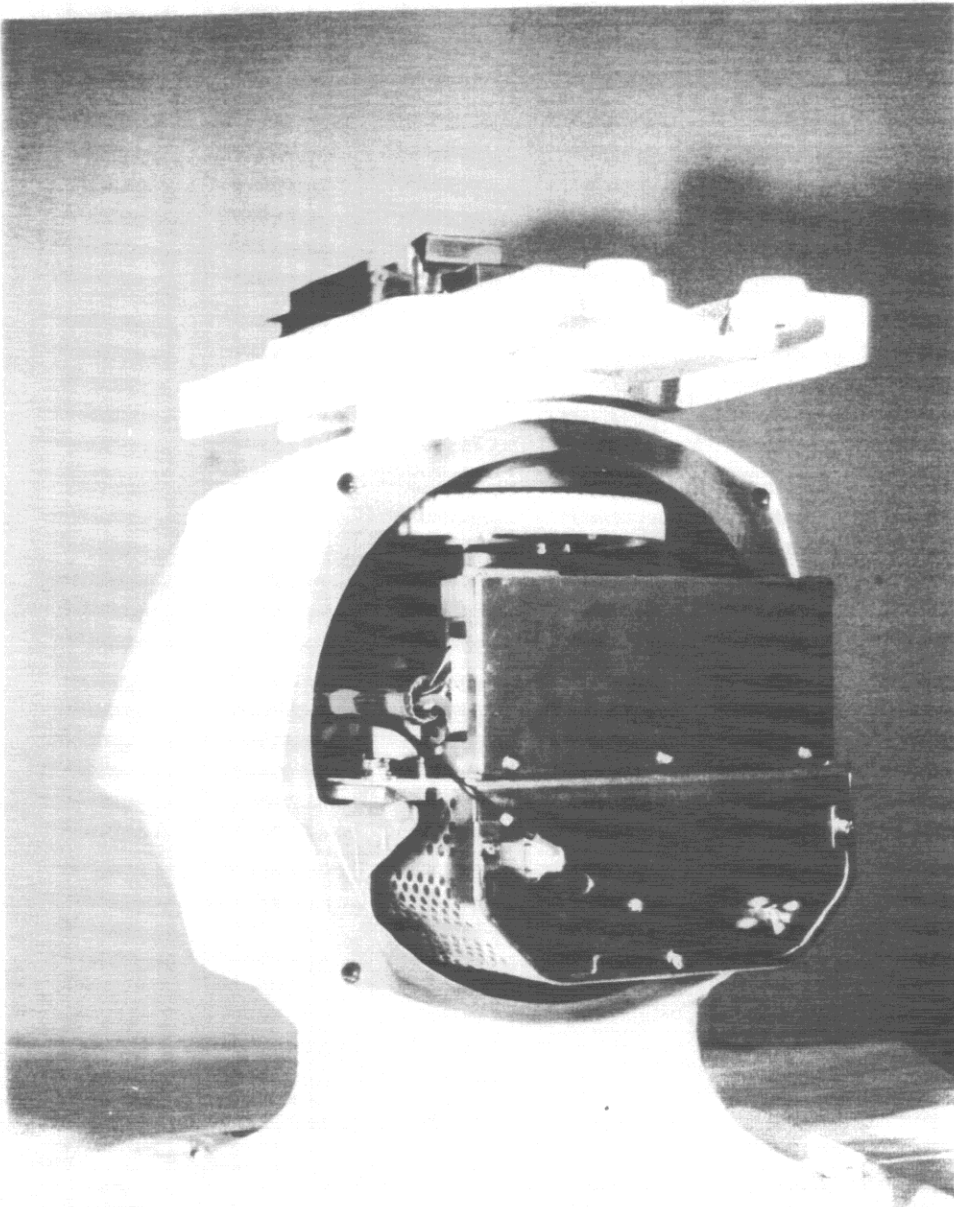


Rear Bottom View of Display Unit  
(base opened)  
(showing PTU board (03P9245) and Noise Filter box)



Pub. No. : TI-1691


Date : June, 1998



Scanner Unit Inside View  
(Cover Removed)

Pub. No. : TI-1691


Date : June, 1998



Scanner Unit Inside View  
(Transceiver Module Removed)

Pub. No. : TI-1691

Date : June, 1998




Scanner Unit Inside View  
(showing TB board (03P9242))




Pub. No. : TI-1691

Date : June, 1998



Transceiver Module Top View  
(showing Circulator, Limiter & RFC board (03P9243))



Transceiver Module Bottom View  
(cover removed)  
(showing Magnetron)